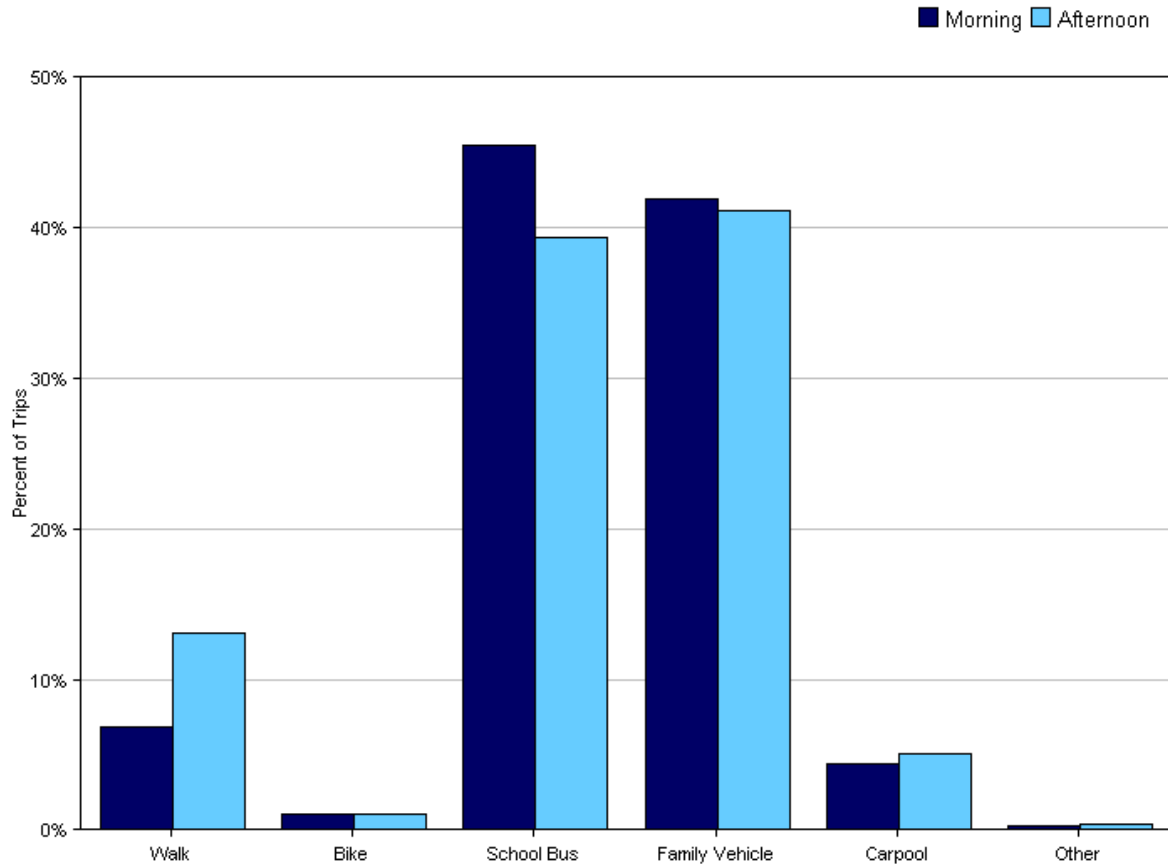


Tally Report

Program Name:	Northeast Iowa Food and Fitness Initiative Safe Routes to School	Month and Year Collected:	May 2010
School Name:	Waukon East and West Elementary	Set ID:	4793
School Enrollment:	646	Date Report Generated:	12/21/2010
Enrollment within Grades Targeted by SRTS Program:	Don't Know	Number of Classrooms Included in Report:	18
Number of Classrooms in School:	364		

Morning and Afternoon Travel Mode Comparison

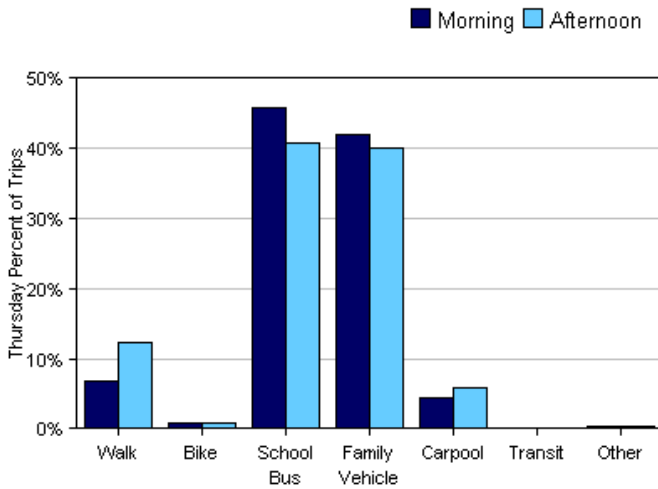
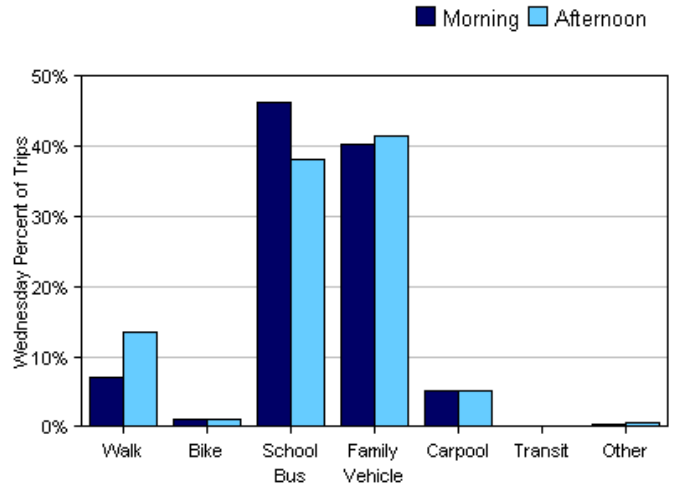
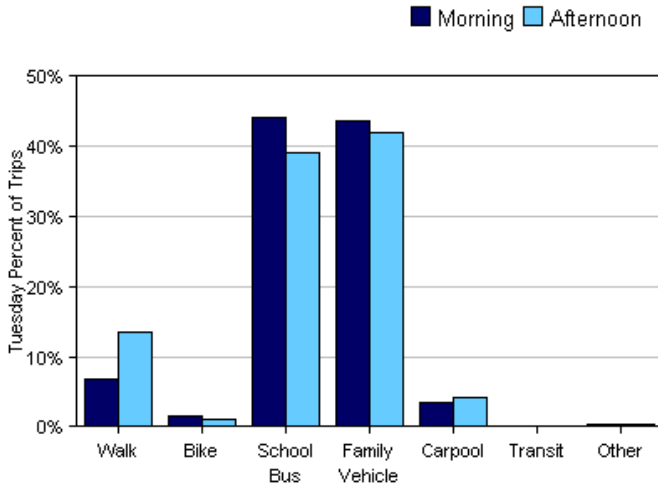


Morning and Afternoon Travel Mode Comparison

	Number of Trips	Walk	Bike	School Bus	Family Vehicle	Carpool	Transit	Other
Morning	1079	7%	1%	46%	42%	4%	0%	0.3%
Afternoon	1093	13%	1%	39%	41%	5%	0%	0.4%

Percentages may not total 100% due to rounding.

Morning and Afternoon Travel Mode Comparison by Day

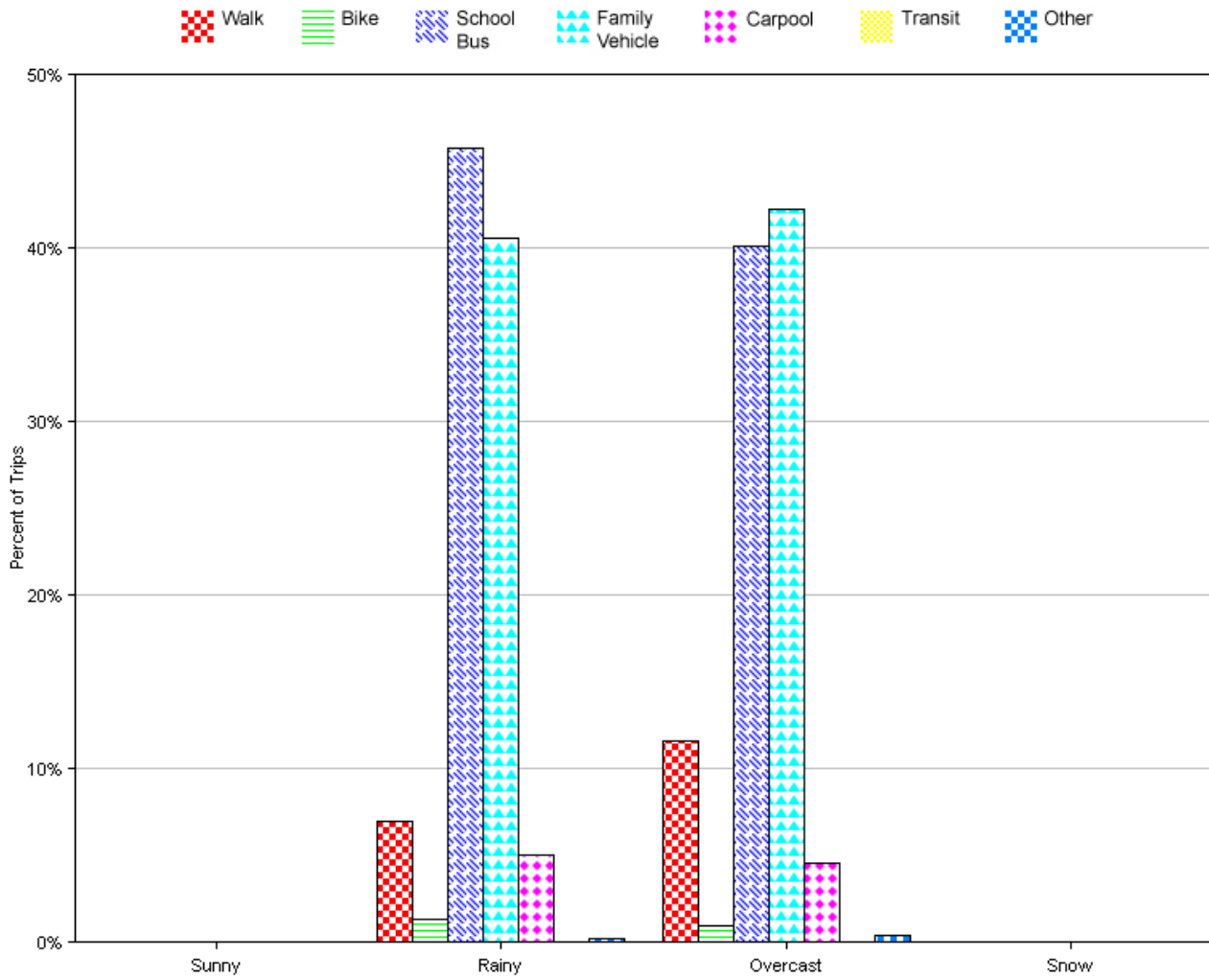


Morning and Afternoon Travel Mode Comparison by Day

	Number of Trips	Walk	Bike	School Bus	Family Vehicle	Carpool	Transit	Other
Tuesday AM	320	7%	2%	44%	44%	3%	0%	0.3%
Tuesday PM	341	13%	1%	39%	42%	4%	0%	0.3%
Wednesday AM	373	7%	1%	46%	40%	5%	0%	0.3%
Wednesday PM	371	13%	1%	38%	42%	5%	0%	0.5%
Thursday AM	386	7%	0.8%	46%	42%	4%	0%	0.3%
Thursday PM	381	12%	0.8%	41%	40%	6%	0%	0.3%

Percentages may not total 100% due to rounding.

Travel Mode by Weather Conditions



Travel Mode by Weather Condition

Weather Condition	Number of Trips	Walk	Bike	School Bus	Family Vehicle	Carpool	Transit	Other
Sunny	0	0%	0%	0%	0%	0%	0%	0%
Rainy	924	7%	1%	46%	41%	5%	0%	0.2%
Overcast	1131	12%	1.0%	40%	42%	5%	0%	0.4%
Snow	0	0%	0%	0%	0%	0%	0%	0%

Percentages may not total 100% due to rounding.