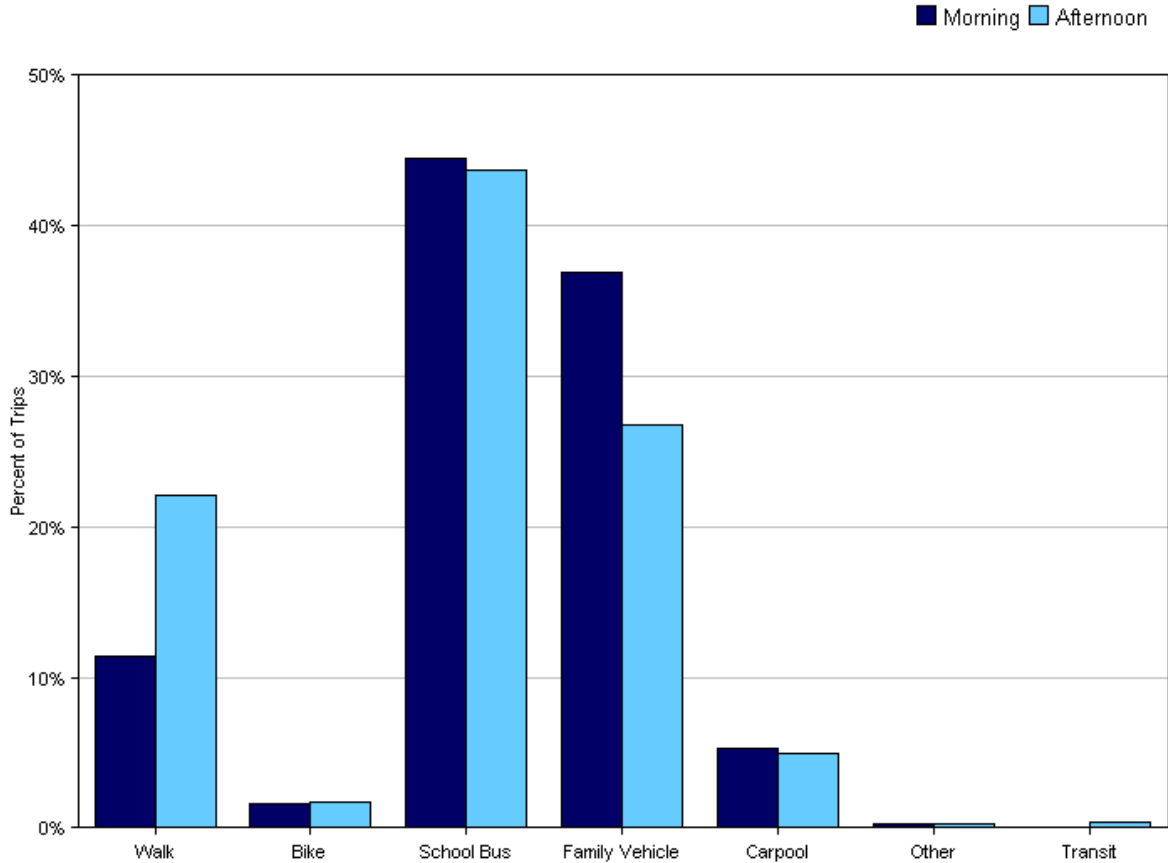


Tally Report

Program Name:	Northeast Iowa Food and Fitness Initiative Safe Routes to School	Month and Year Collected:	April 2010
School Name:	New Hampton Elementary School	Set ID:	4791
School Enrollment:	550	Date Report Generated:	12/21/2010
Enrollment within Grades Targeted by SRTS Program:	550	Number of Classrooms Included in Report:	30
Number of Classrooms in School:	30		

Morning and Afternoon Travel Mode Comparison

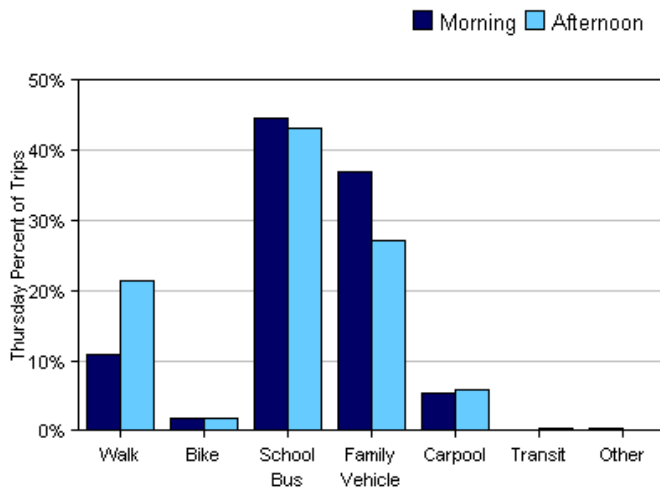
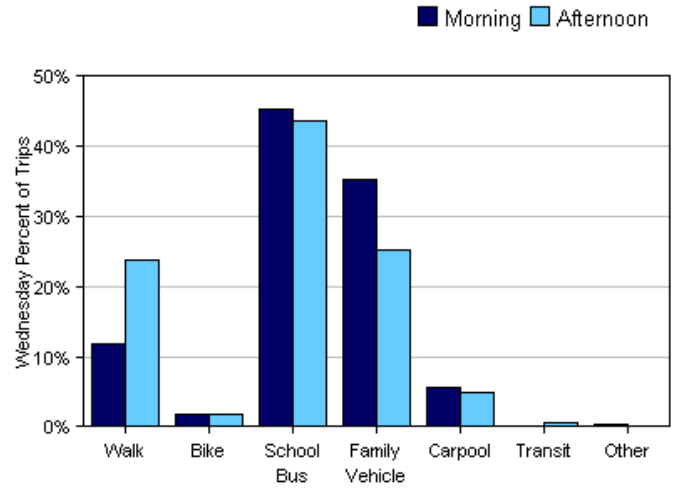
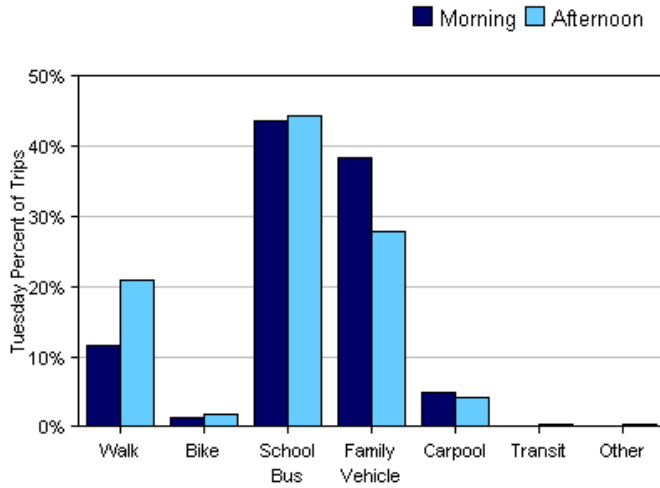


Morning and Afternoon Travel Mode Comparison

	Number of Trips	Walk	Bike	School Bus	Family Vehicle	Carpool	Transit	Other
Morning	1678	11%	2%	45%	37%	5%	0%	0.3%
Afternoon	1657	22%	2%	44%	27%	5%	0.4%	0.2%

Percentages may not total 100% due to rounding.

Morning and Afternoon Travel Mode Comparison by Day

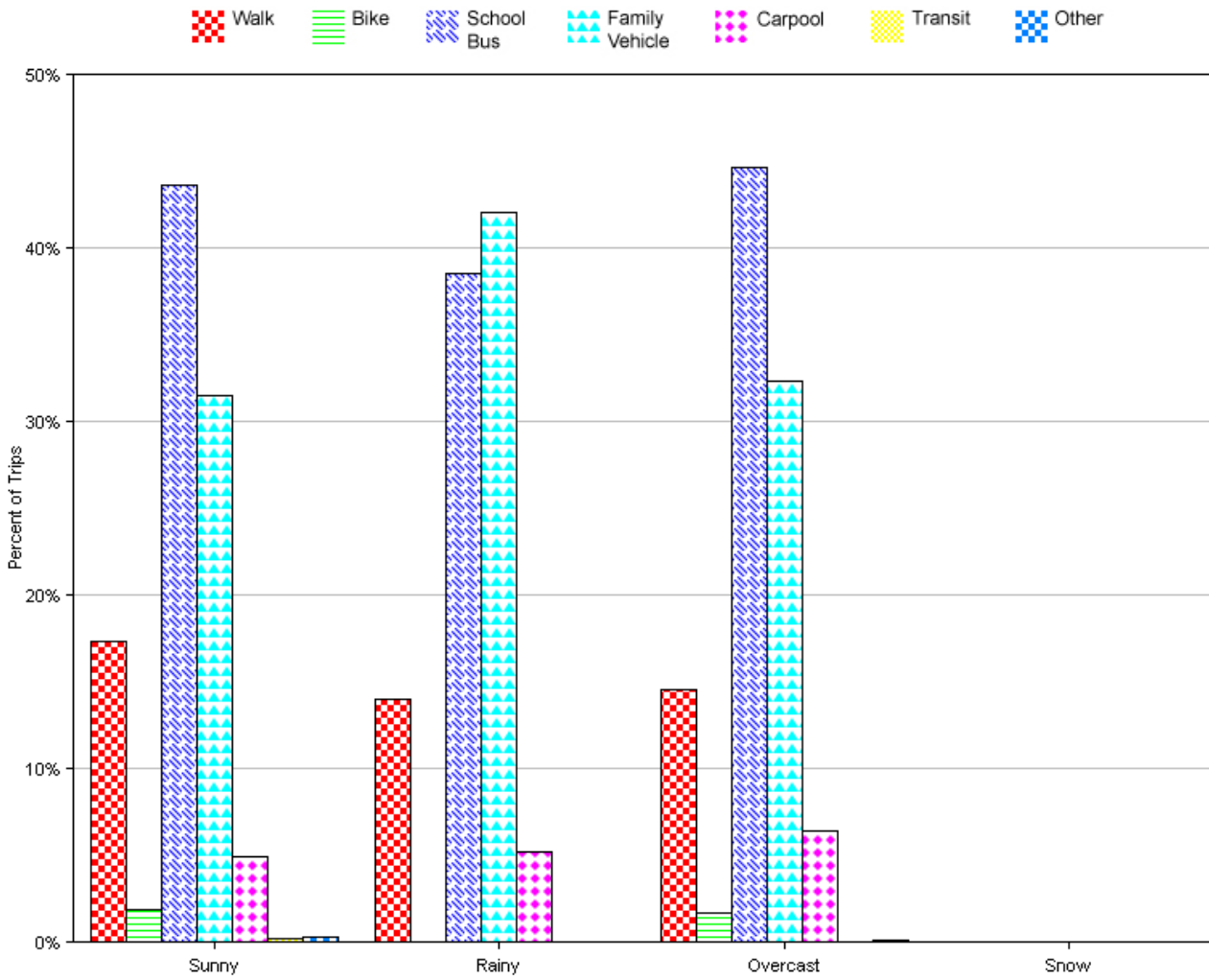


Morning and Afternoon Travel Mode Comparison by Day

	Number of Trips	Walk	Bike	School Bus	Family Vehicle	Carpool	Transit	Other
Tuesday AM	564	12%	1%	44%	38%	5%	0%	0.2%
Tuesday PM	537	21%	2%	44%	28%	4%	0.4%	0.4%
Wednesday AM	562	12%	2%	45%	35%	6%	0%	0.4%
Wednesday PM	562	24%	2%	44%	25%	5%	0.5%	0.2%
Thursday AM	552	11%	2%	45%	37%	5%	0%	0.4%
Thursday PM	558	21%	2%	43%	27%	6%	0.4%	0.2%

Percentages may not total 100% due to rounding.

Travel Mode by Weather Conditions



Travel Mode by Weather Condition

Weather Condition	Number of Trips	Walk	Bike	School Bus	Family Vehicle	Carpool	Transit	Other
Sunny	2413	17%	2%	44%	32%	5%	0.2%	0.3%
Rainy	57	14%	0%	39%	42%	5%	0%	0%
Overcast	636	15%	2%	45%	32%	6%	0%	0.2%
Snow	0	0%	0%	0%	0%	0%	0%	0%

Percentages may not total 100% due to rounding.