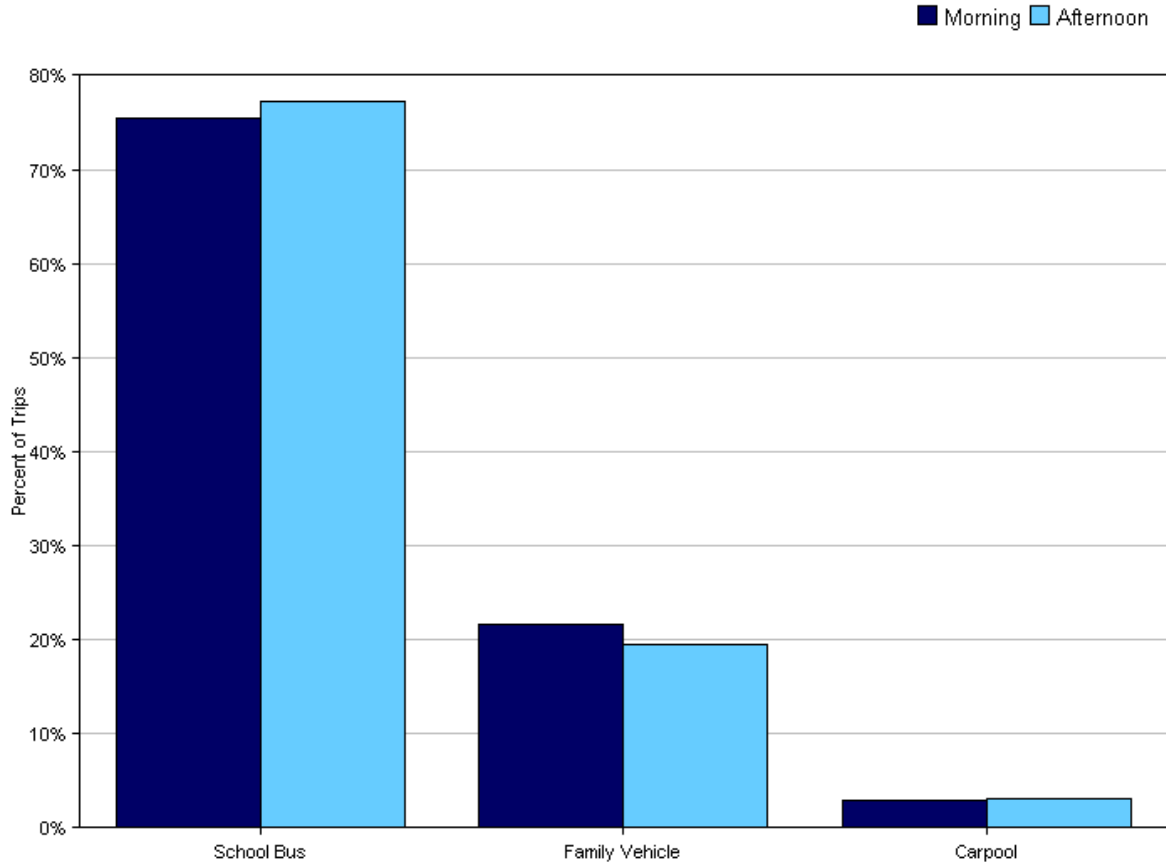


Tally Report

Program Name:	Northeast Iowa Food and Fitness Initiative Safe Routes to School	Month and Year Collected:	May 2011
School Name:	Starmont	Set ID:	7026
School Enrollment:	700	Date Report Generated:	08/11/2011
Enrollment within Grades Targeted by SRTS Program:	100	Number of Classrooms Included in Report:	19
Number of Classrooms in School:	1		

Morning and Afternoon Travel Mode Comparison

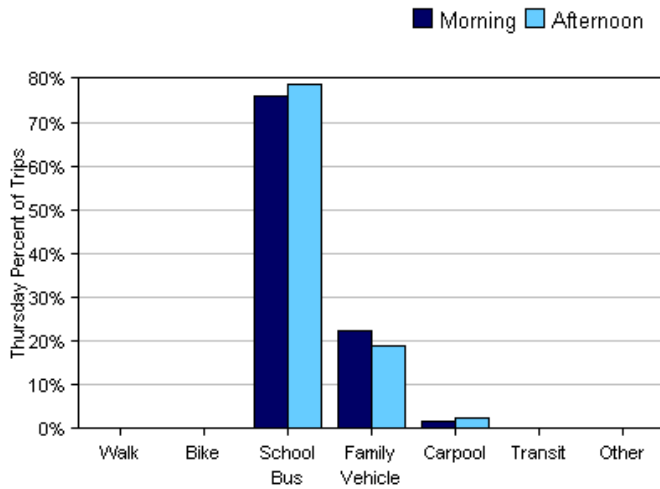
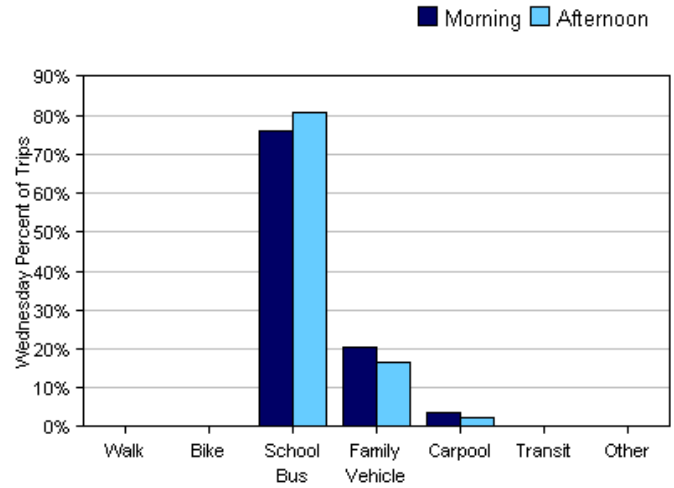
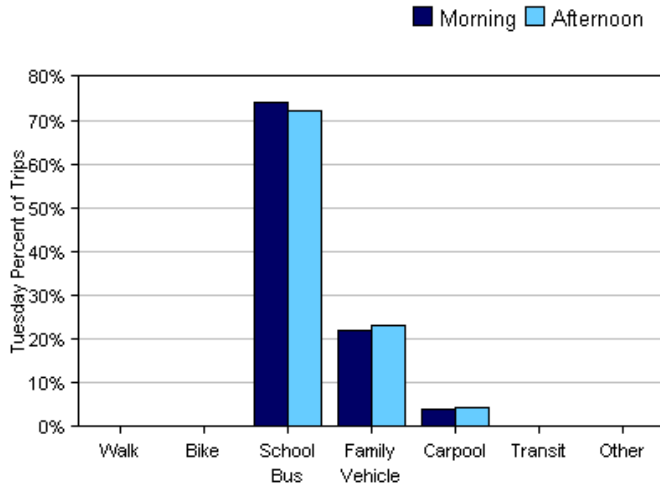


Morning and Afternoon Travel Mode Comparison

	Number of Trips	Walk	Bike	School Bus	Family Vehicle	Carpool	Transit	Other
Morning	1224	0%	0%	75%	22%	3%	0%	0%
Afternoon	1203	0%	0%	77%	20%	3%	0%	0%

Percentages may not total 100% due to rounding.

Morning and Afternoon Travel Mode Comparison by Day

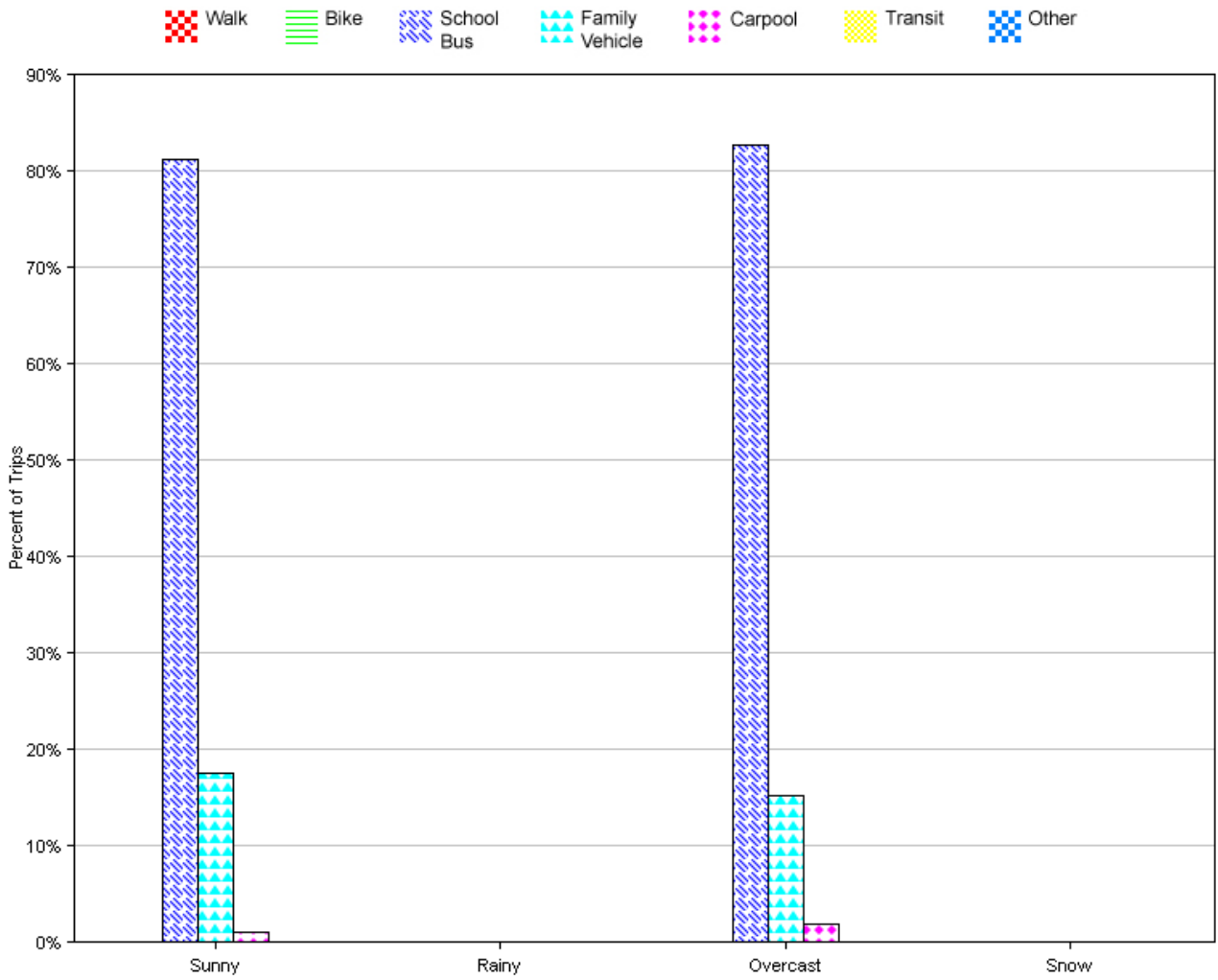


Morning and Afternoon Travel Mode Comparison by Day

	Number of Trips	Walk	Bike	School Bus	Family Vehicle	Carpool	Transit	Other
Tuesday AM	415	0%	0%	74%	22%	4%	0%	0%
Tuesday PM	401	0%	0%	72%	23%	4%	0%	0%
Wednesday AM	406	0%	0%	76%	20%	3%	0%	0%
Wednesday PM	399	0%	0%	81%	17%	3%	0%	0%
Thursday AM	403	0%	0%	76%	22%	2%	0%	0%
Thursday PM	403	0%	0%	79%	19%	2%	0%	0%

Percentages may not total 100% due to rounding.

Travel Mode by Weather Conditions



Travel Mode by Weather Condition

Weather Condition	Number of Trips	Walk	Bike	School Bus	Family Vehicle	Carpool	Transit	Other
Sunny	1014	0%	0%	81%	18%	1%	0%	0%
Rainy	0	0%	0%	0%	0%	0%	0%	0%
Overcast	687	0%	0%	83%	15%	2%	0%	0%
Snow	0	0%	0%	0%	0%	0%	0%	0%

Percentages may not total 100% due to rounding.