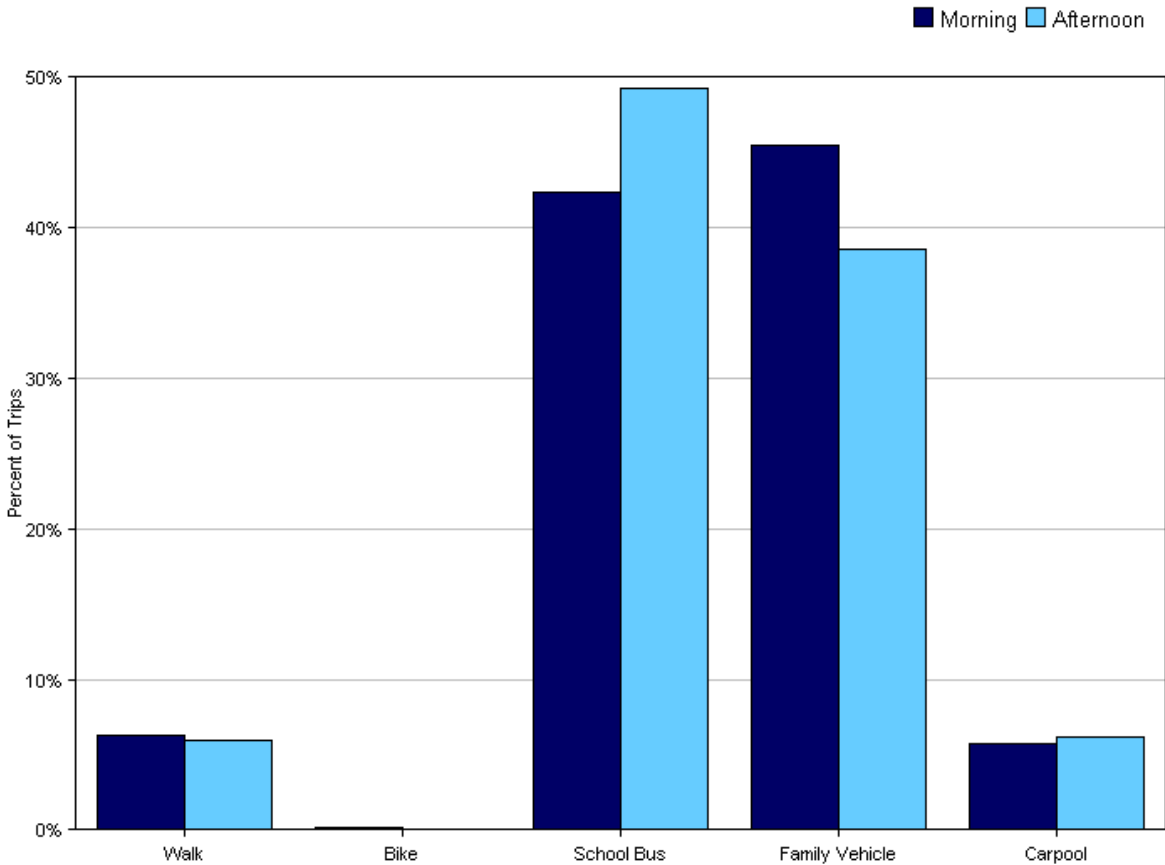


## Tally Report

<b>Program Name:</b>	Northeast Iowa Food and Fitness Initiative Safe Routes to School	<b>Month and Year Collected:</b>	May 2010
<b>School Name:</b>	Valley School	<b>Set ID:</b>	4794
<b>School Enrollment:</b>	476	<b>Date Report Generated:</b>	12/21/2010
<b>Enrollment within Grades Targeted by SRTS Program:</b>	368	<b>Number of Classrooms Included in Report:</b>	25
<b>Number of Classrooms in School:</b>	25		

### Morning and Afternoon Travel Mode Comparison

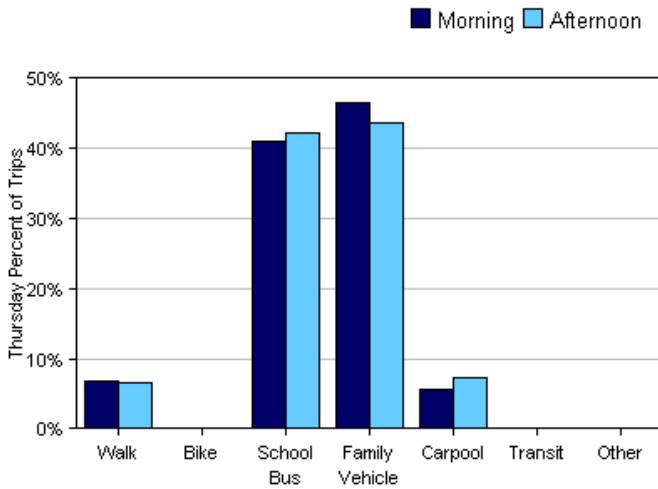
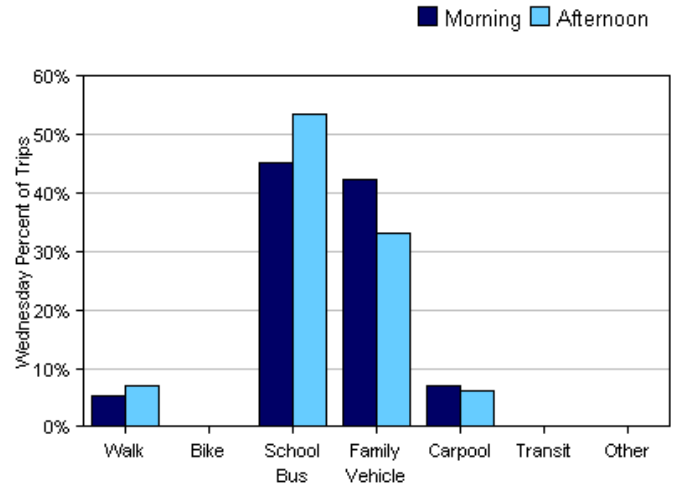
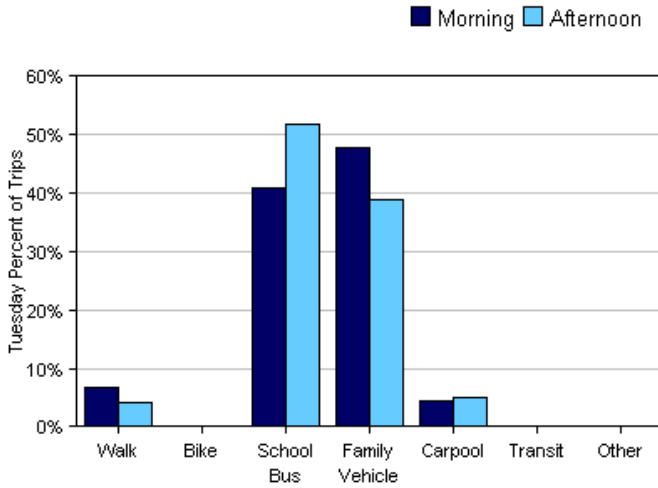


### Morning and Afternoon Travel Mode Comparison

	Number of Trips	Walk	Bike	School Bus	Family Vehicle	Carpool	Transit	Other
Morning	1214	6%	0.2%	42%	45%	6%	0%	0%
Afternoon	1004	6%	0%	49%	39%	6%	0%	0%

Percentages may not total 100% due to rounding.

### Morning and Afternoon Travel Mode Comparison by Day

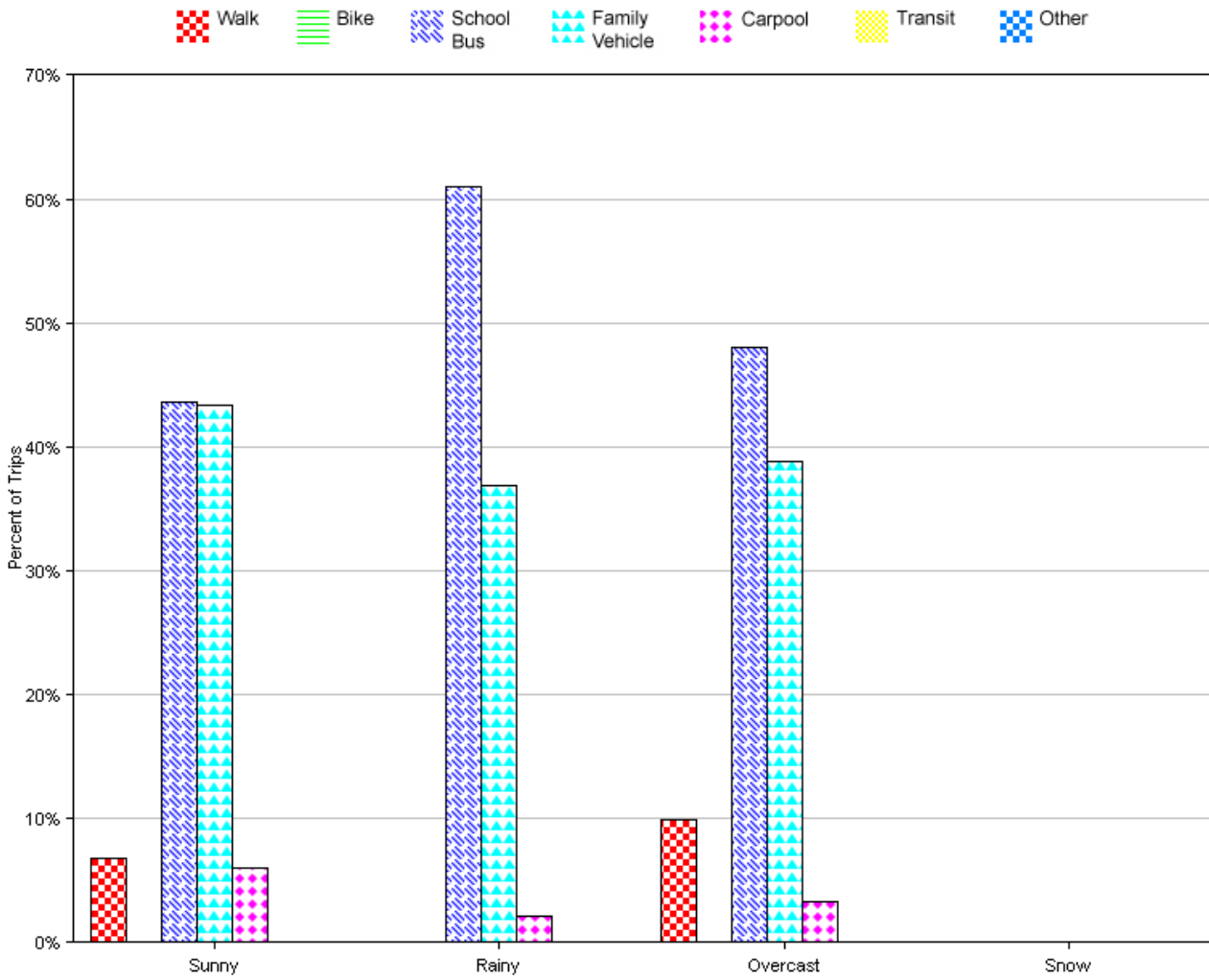


### Morning and Afternoon Travel Mode Comparison by Day

	Number of Trips	Walk	Bike	School Bus	Family Vehicle	Carpool	Transit	Other
Tuesday AM	407	7%	0.2%	41%	48%	4%	0%	0%
Tuesday PM	335	4%	0%	52%	39%	5%	0%	0%
Wednesday AM	402	5%	0.2%	45%	42%	7%	0%	0%
Wednesday PM	340	7%	0%	54%	33%	6%	0%	0%
Thursday AM	405	7%	0%	41%	46%	6%	0%	0%
Thursday PM	329	7%	0%	42%	44%	7%	0%	0%

Percentages may not total 100% due to rounding.

### Travel Mode by Weather Conditions



### Travel Mode by Weather Condition

Weather Condition	Number of Trips	Walk	Bike	School Bus	Family Vehicle	Carpool	Transit	Other
Sunny	1783	7%	0.1%	44%	43%	6%	0%	0%
Rainy	95	0%	0%	61%	37%	2%	0%	0%
Overcast	152	10%	0%	48%	39%	3%	0%	0%
Snow	0	0%	0%	0%	0%	0%	0%	0%

Percentages may not total 100% due to rounding.