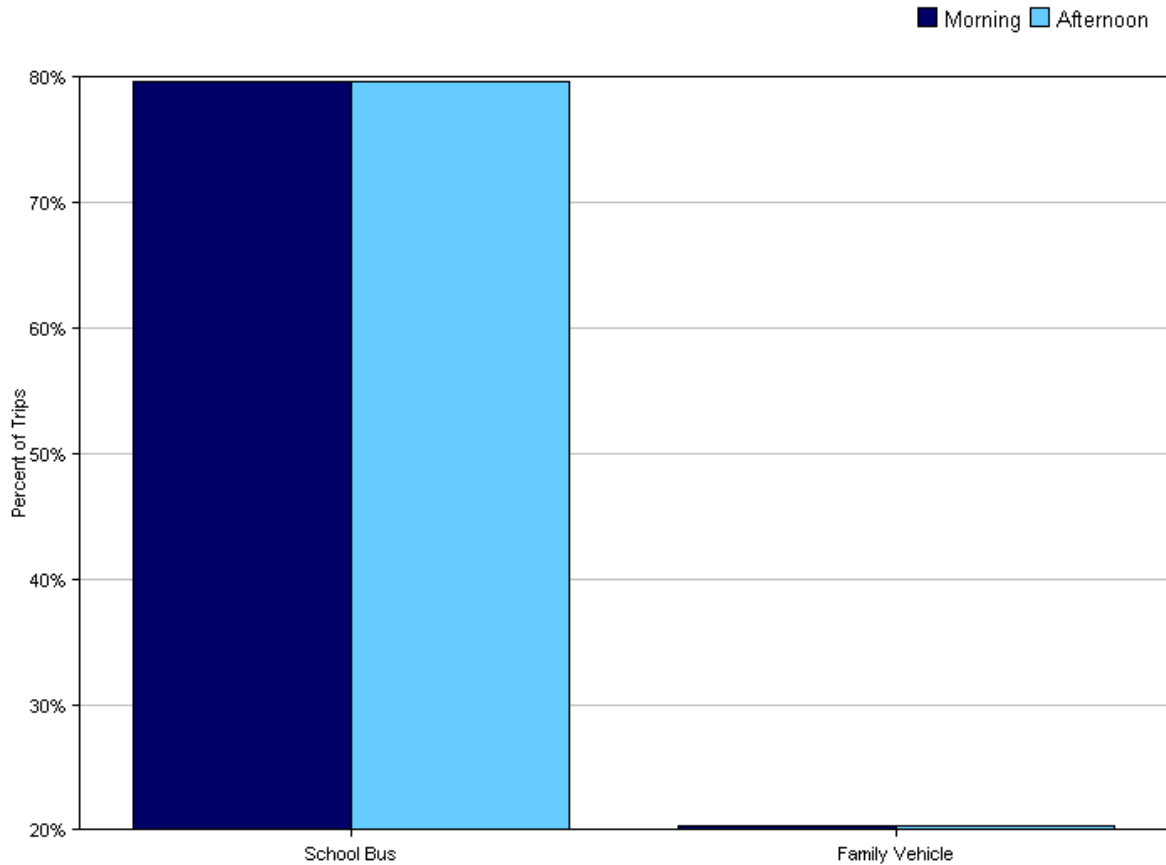


Tally Report

Program Name:	Northeast Iowa Food and Fitness Initiative Safe Routes to School	Month and Year Collected:	May 2011
School Name:	North Winneshiek	Set ID:	7030
School Enrollment:	165	Date Report Generated:	08/11/2011
Enrollment within Grades Targeted by SRTS Program:	163	Number of Classrooms Included in Report:	10
Number of Classrooms in School:	10		

Morning and Afternoon Travel Mode Comparison

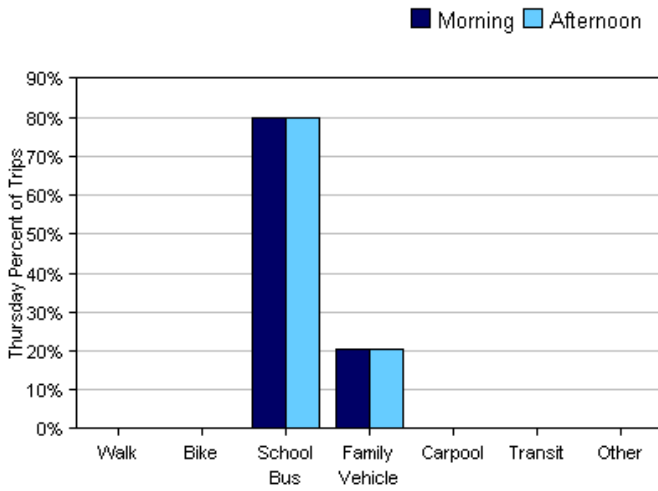
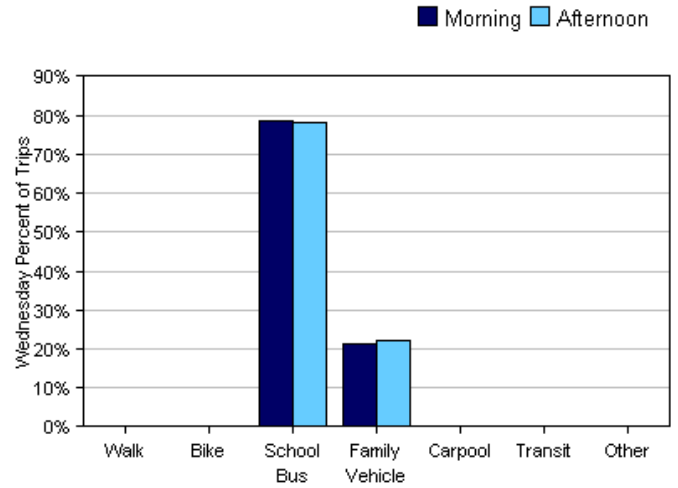
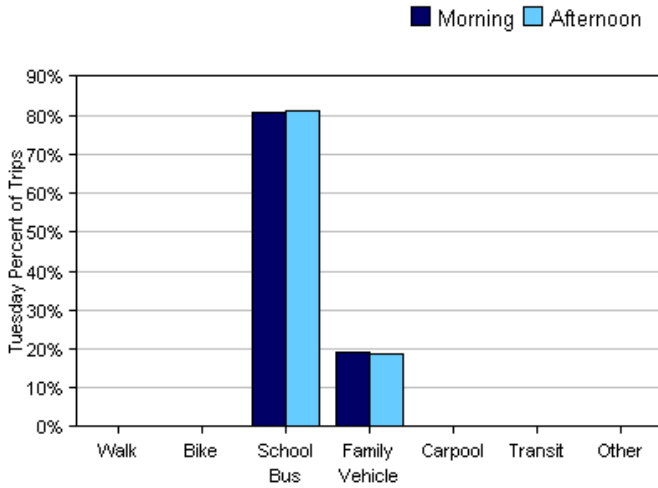


Morning and Afternoon Travel Mode Comparison

	Number of Trips	Walk	Bike	School Bus	Family Vehicle	Carpool	Transit	Other
Morning	483	0%	0%	80%	20%	0%	0%	0%
Afternoon	483	0%	0%	80%	20%	0%	0%	0%

Percentages may not total 100% due to rounding.

Morning and Afternoon Travel Mode Comparison by Day

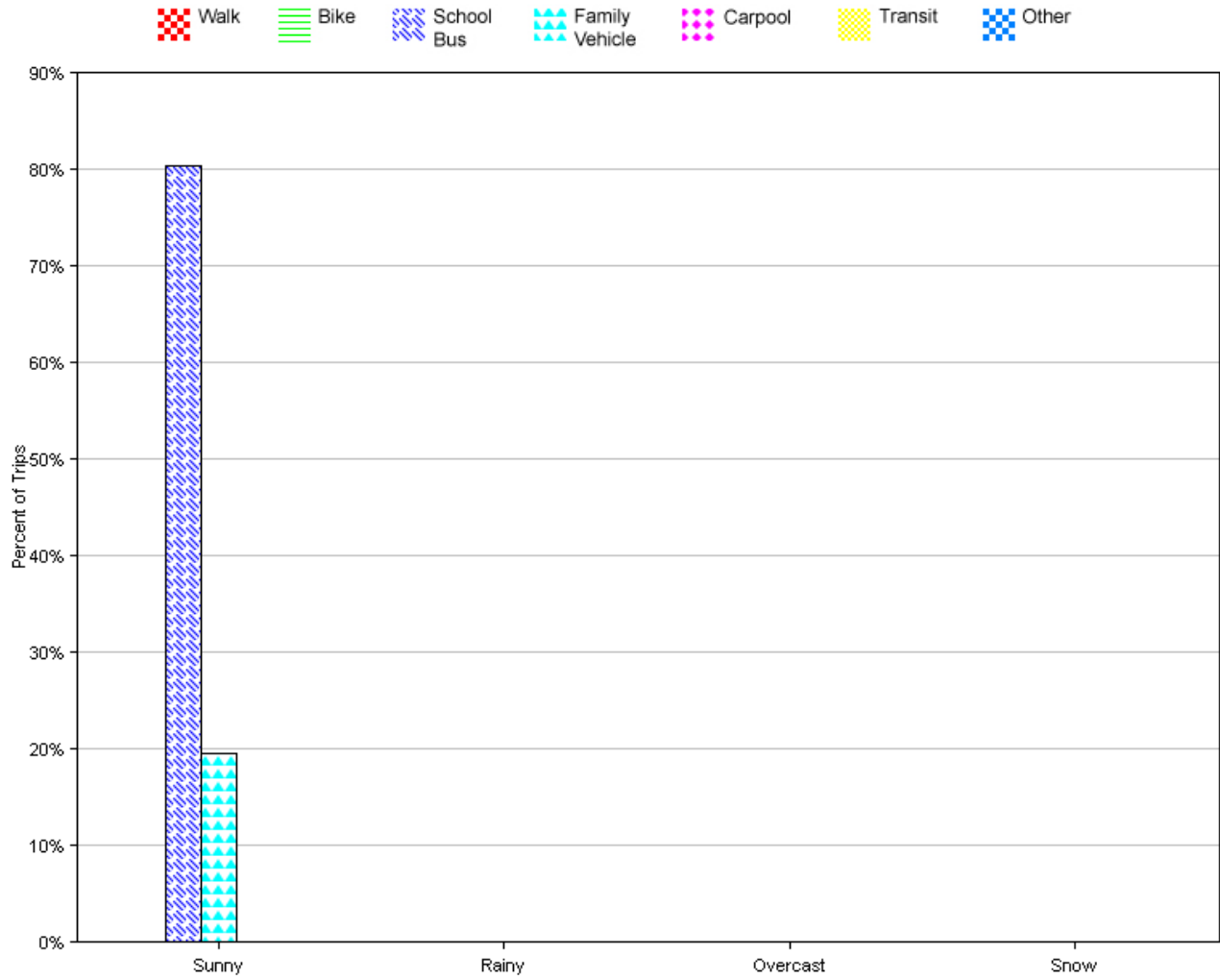


Morning and Afternoon Travel Mode Comparison by Day

	Number of Trips	Walk	Bike	School Bus	Family Vehicle	Carpool	Transit	Other
Tuesday AM	161	0%	0%	81%	19%	0%	0%	0%
Tuesday PM	161	0%	0%	81%	19%	0%	0%	0%
Wednesday AM	159	0%	0%	79%	21%	0%	0%	0%
Wednesday PM	159	0%	0%	78%	22%	0%	0%	0%
Thursday AM	163	0%	0%	80%	20%	0%	0%	0%
Thursday PM	163	0%	0%	80%	20%	0%	0%	0%

Percentages may not total 100% due to rounding.

Travel Mode by Weather Conditions



Travel Mode by Weather Condition

Weather Condition	Number of Trips	Walk	Bike	School Bus	Family Vehicle	Carpool	Transit	Other
Sunny	676	0%	0%	80%	20%	0%	0%	0%
Rainy	0	0%	0%	0%	0%	0%	0%	0%
Overcast	0	0%	0%	0%	0%	0%	0%	0%
Snow	0	0%	0%	0%	0%	0%	0%	0%

Percentages may not total 100% due to rounding.