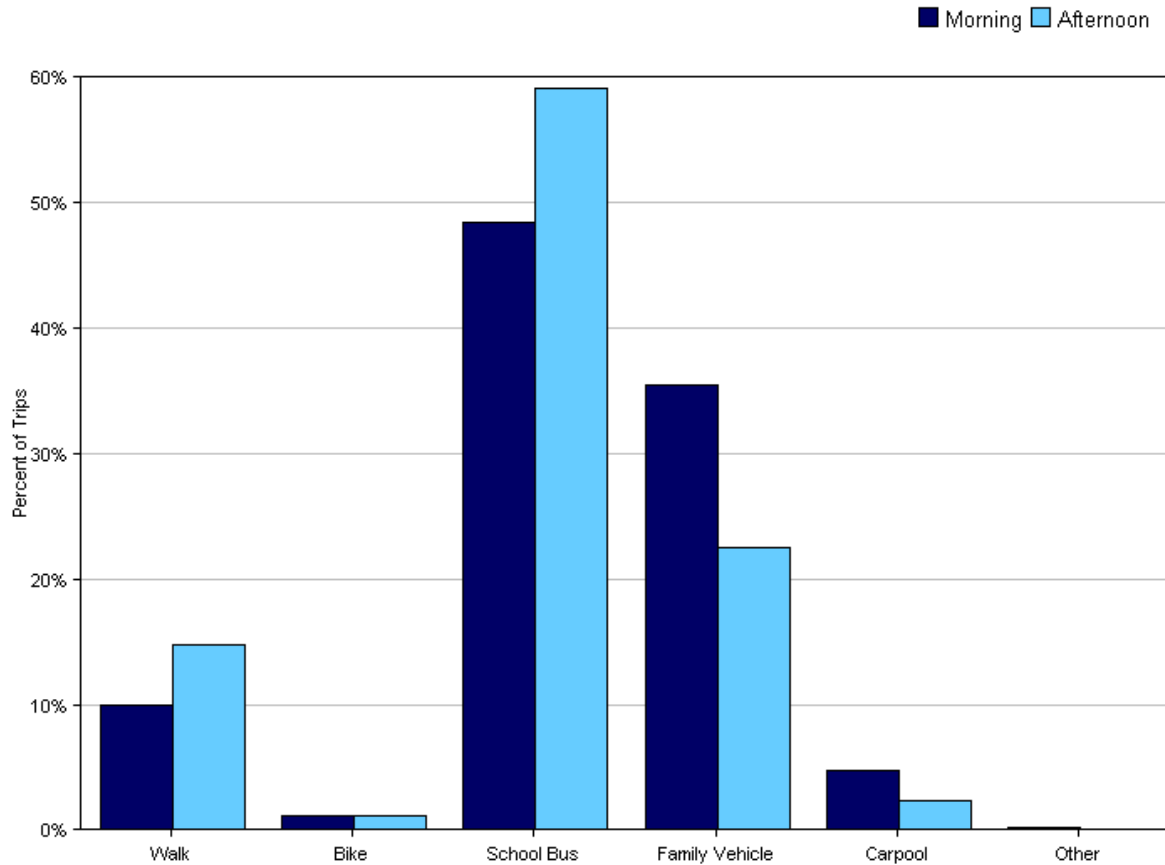


Tally Report

Program Name:	Northeast Iowa Food and Fitness Initiative Safe Routes to School	Month and Year Collected:	May 2011
School Name:	West Central School	Set ID:	7023
School Enrollment:	294	Date Report Generated:	08/11/2011
Enrollment within Grades Targeted by SRTS Program:	294	Number of Classrooms Included in Report:	11
Number of Classrooms in School:	11		

Morning and Afternoon Travel Mode Comparison

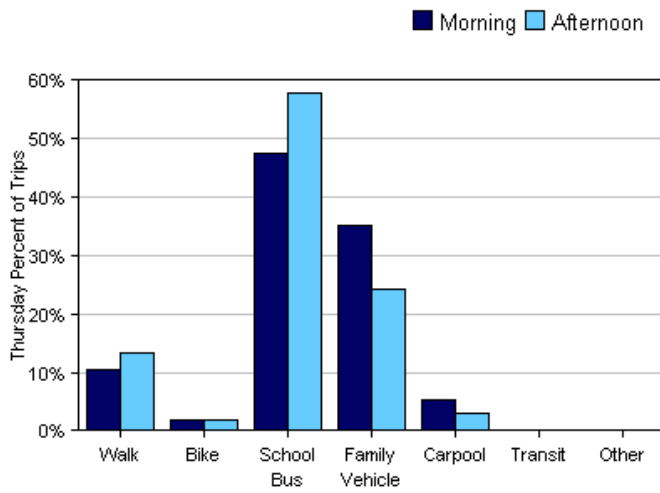
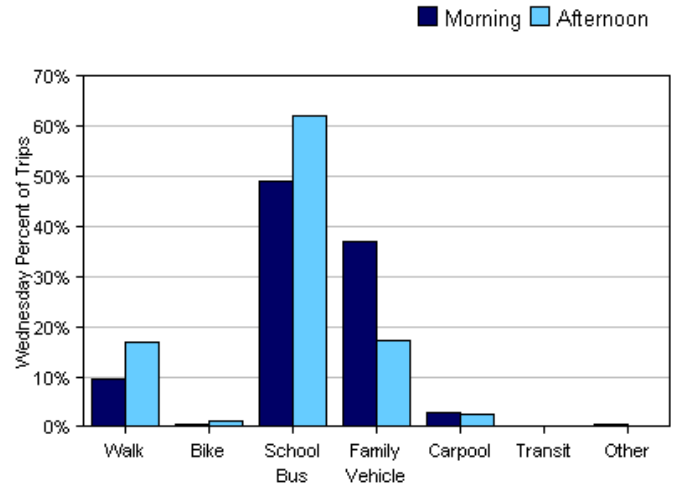
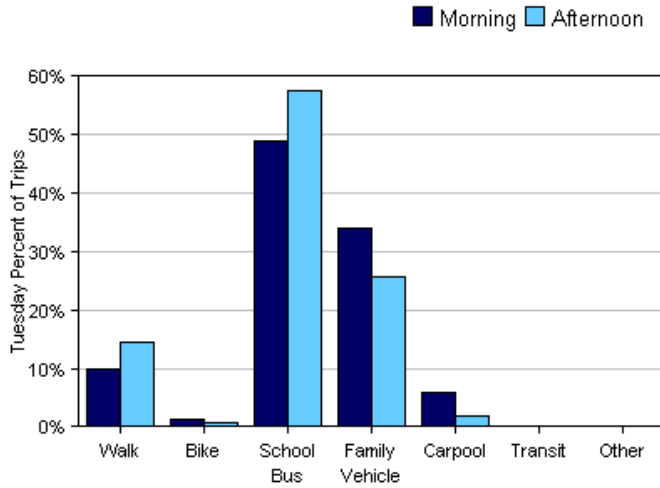


Morning and Afternoon Travel Mode Comparison

	Number of Trips	Walk	Bike	School Bus	Family Vehicle	Carpool	Transit	Other
Morning	510	10%	1%	48%	35%	5%	0%	0.2%
Afternoon	507	15%	1%	59%	22%	2%	0%	0%

Percentages may not total 100% due to rounding.

Morning and Afternoon Travel Mode Comparison by Day

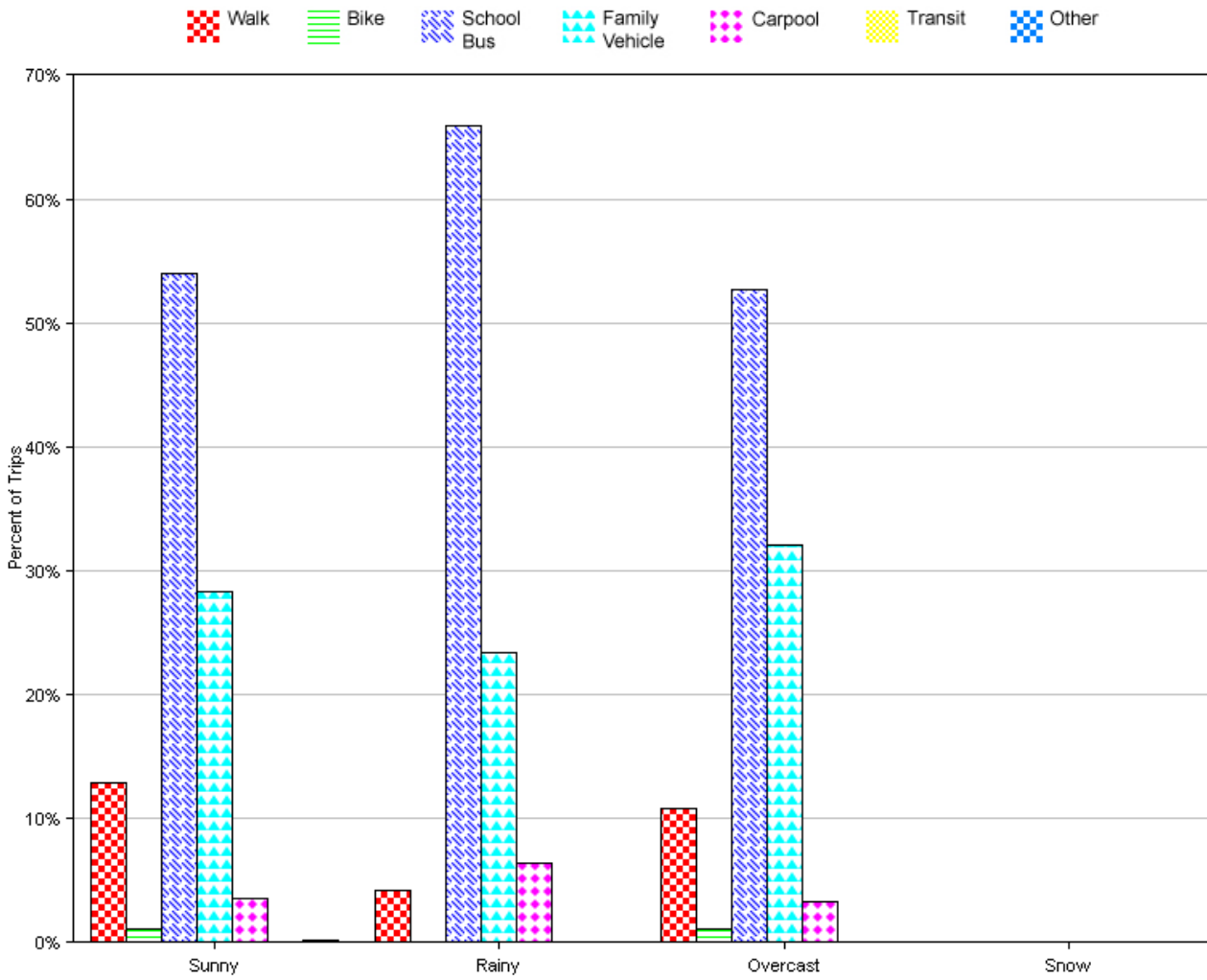


Morning and Afternoon Travel Mode Comparison by Day

	Number of Trips	Walk	Bike	School Bus	Family Vehicle	Carpool	Transit	Other
Tuesday AM	170	10%	1%	49%	34%	6%	0%	0%
Tuesday PM	167	14%	0.6%	57%	26%	2%	0%	0%
Wednesday AM	167	10%	0.6%	49%	37%	3%	0%	0.6%
Wednesday PM	167	17%	1%	62%	17%	2%	0%	0%
Thursday AM	173	10%	2%	47%	35%	5%	0%	0%
Thursday PM	173	13%	2%	58%	24%	3%	0%	0%

Percentages may not total 100% due to rounding.

Travel Mode by Weather Conditions



Travel Mode by Weather Condition

Weather Condition	Number of Trips	Walk	Bike	School Bus	Family Vehicle	Carpool	Transit	Other
Sunny	741	13%	1%	54%	28%	4%	0%	0.1%
Rainy	47	4%	0%	66%	23%	6%	0%	0%
Overcast	184	11%	1%	53%	32%	3%	0%	0%
Snow	0	0%	0%	0%	0%	0%	0%	0%

Percentages may not total 100% due to rounding.