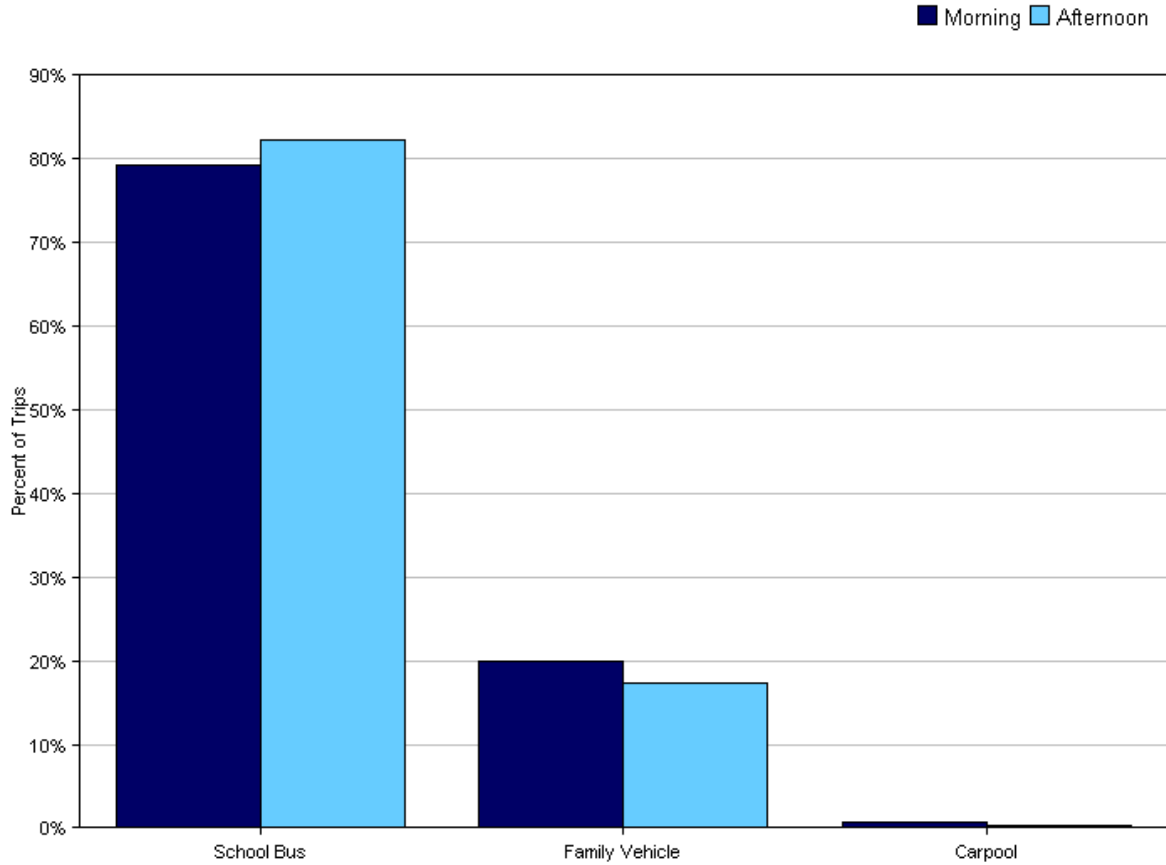


Tally Report

Program Name:	Northeast Iowa Food and Fitness Initiative Safe Routes to School	Month and Year Collected:	May 2011
School Name:	Valley School	Set ID:	7027
School Enrollment:	191	Date Report Generated:	08/11/2011
Enrollment within Grades Targeted by SRTS Program:	97	Number of Classrooms Included in Report:	6
Number of Classrooms in School:	6		

Morning and Afternoon Travel Mode Comparison

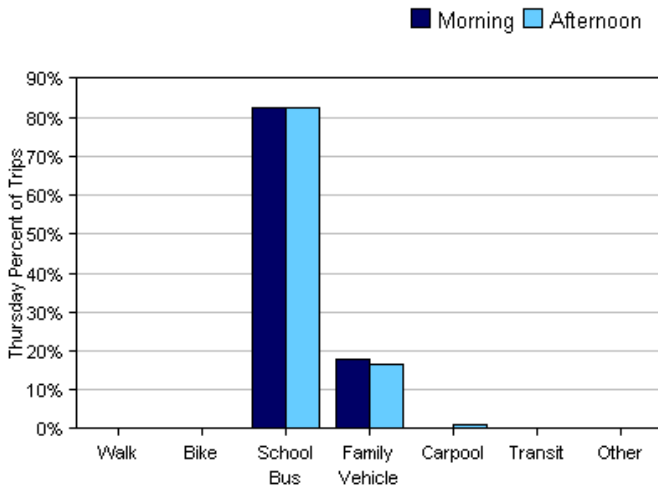
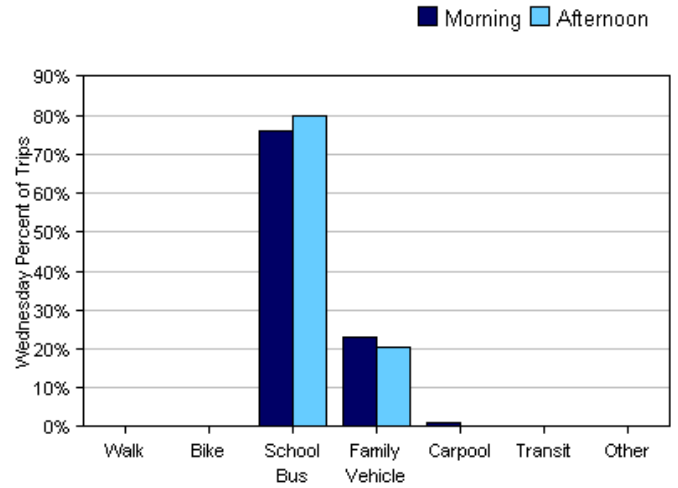
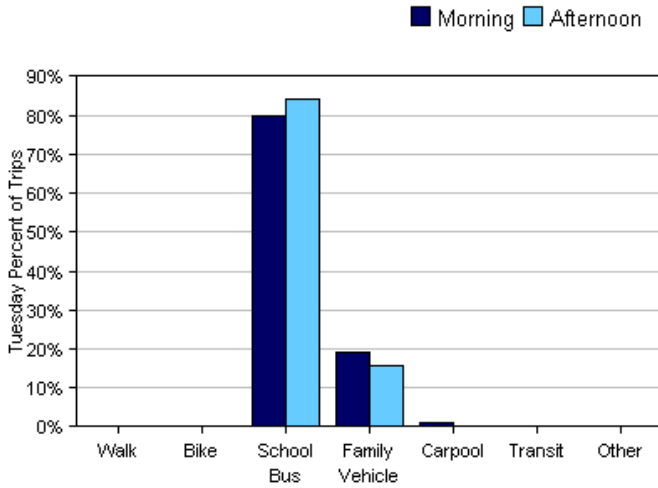


Morning and Afternoon Travel Mode Comparison

	Number of Trips	Walk	Bike	School Bus	Family Vehicle	Carpool	Transit	Other
Morning	270	0%	0%	79%	20%	0.7%	0%	0%
Afternoon	254	0%	0%	82%	17%	0.4%	0%	0%

Percentages may not total 100% due to rounding.

Morning and Afternoon Travel Mode Comparison by Day

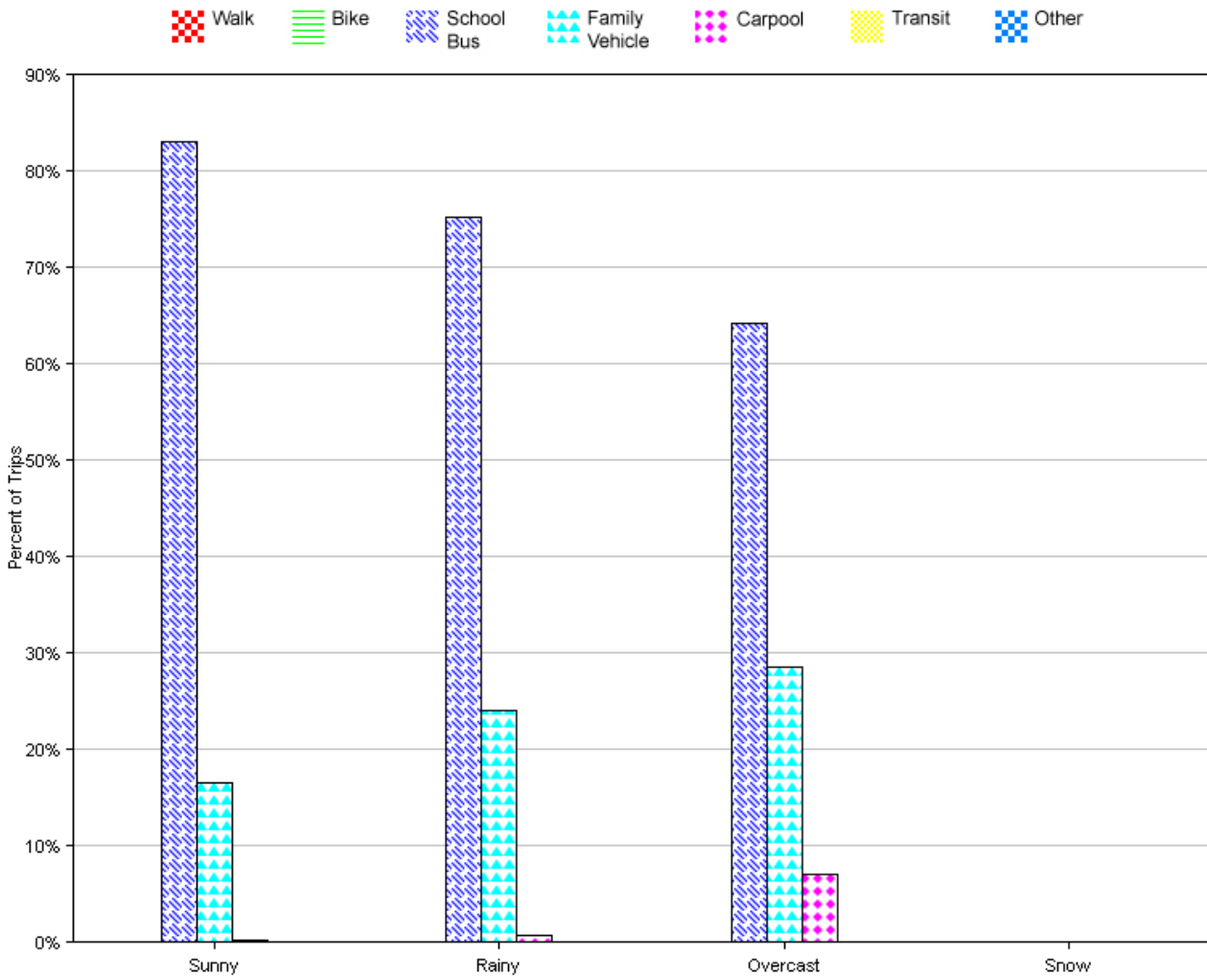


Morning and Afternoon Travel Mode Comparison by Day

	Number of Trips	Walk	Bike	School Bus	Family Vehicle	Carpool	Transit	Other
Tuesday AM	95	0%	0%	80%	19%	1%	0%	0%
Tuesday PM	96	0%	0%	84%	16%	0%	0%	0%
Wednesday AM	96	0%	0%	76%	23%	1%	0%	0%
Wednesday PM	79	0%	0%	80%	20%	0%	0%	0%
Thursday AM	79	0%	0%	82%	18%	0%	0%	0%
Thursday PM	79	0%	0%	82%	16%	1%	0%	0%

Percentages may not total 100% due to rounding.

Travel Mode by Weather Conditions



Travel Mode by Weather Condition

Weather Condition	Number of Trips	Walk	Bike	School Bus	Family Vehicle	Carpool	Transit	Other
Sunny	355	0%	0%	83%	17%	0.3%	0%	0%
Rainy	141	0%	0%	75%	24%	0.7%	0%	0%
Overcast	14	0%	0%	64%	29%	7%	0%	0%
Snow	0	0%	0%	0%	0%	0%	0%	0%

Percentages may not total 100% due to rounding.