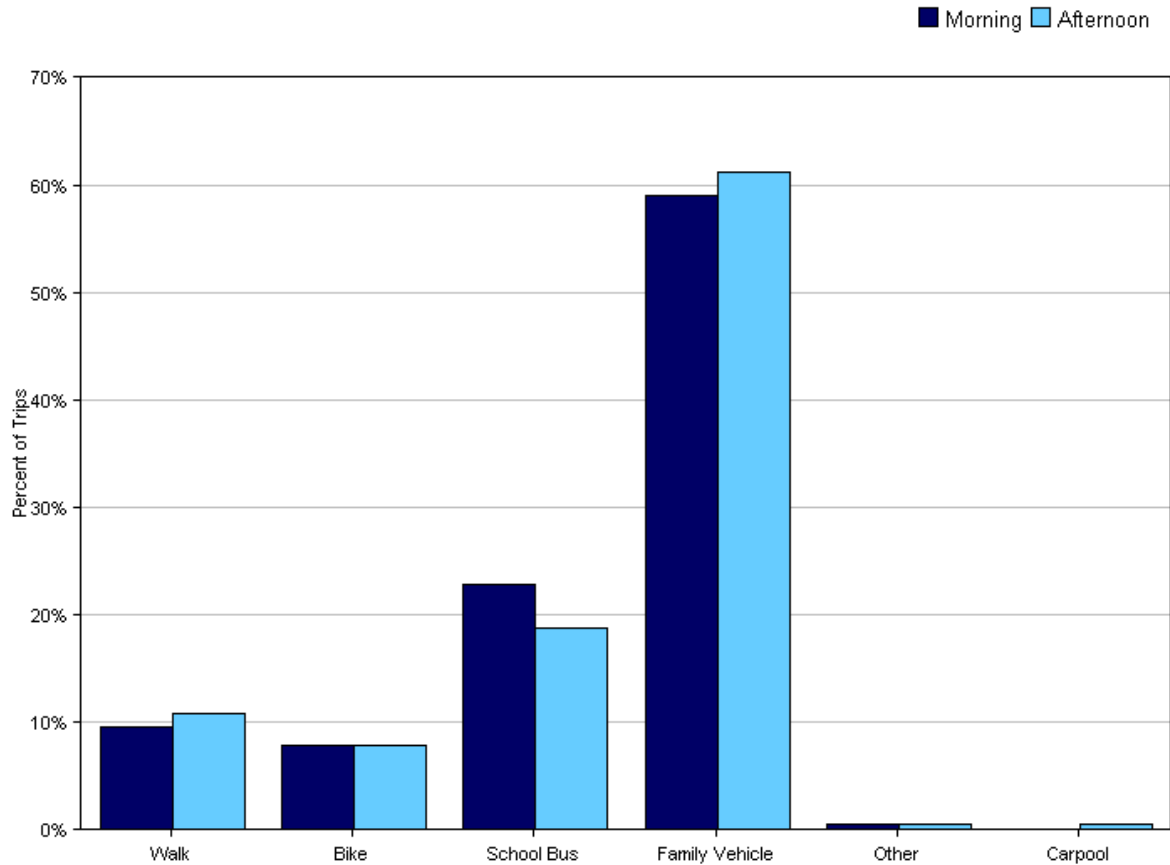


Tally Report

Program Name:	Northeast Iowa Food and Fitness Initiative Safe Routes to School	Month and Year Collected:	May 2011
School Name:	Elma Elementary School	Set ID:	7021
School Enrollment:	55	Date Report Generated:	08/11/2011
Enrollment within Grades Targeted by SRTS Program:	25	Number of Classrooms Included in Report:	5
Number of Classrooms in School:	3		

Morning and Afternoon Travel Mode Comparison

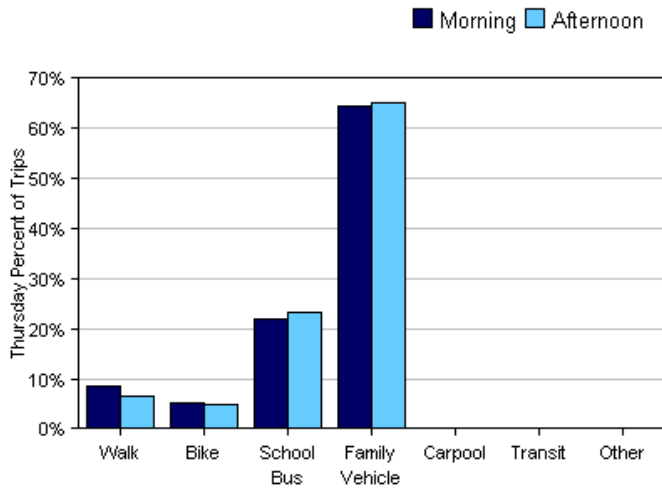
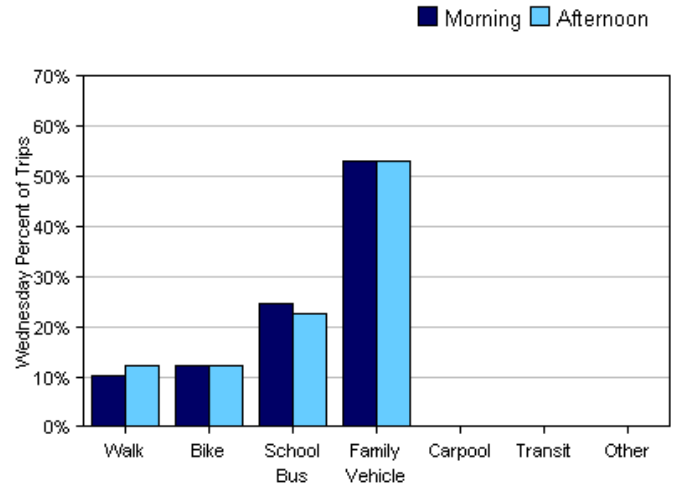
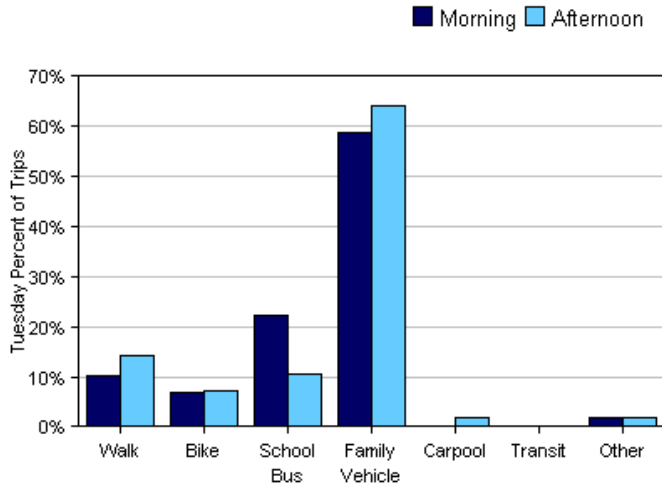


Morning and Afternoon Travel Mode Comparison

	Number of Trips	Walk	Bike	School Bus	Family Vehicle	Carpool	Transit	Other
Morning	166	10%	8%	23%	59%	0%	0%	0.6%
Afternoon	165	11%	8%	19%	61%	0.6%	0%	0.6%

Percentages may not total 100% due to rounding.

Morning and Afternoon Travel Mode Comparison by Day

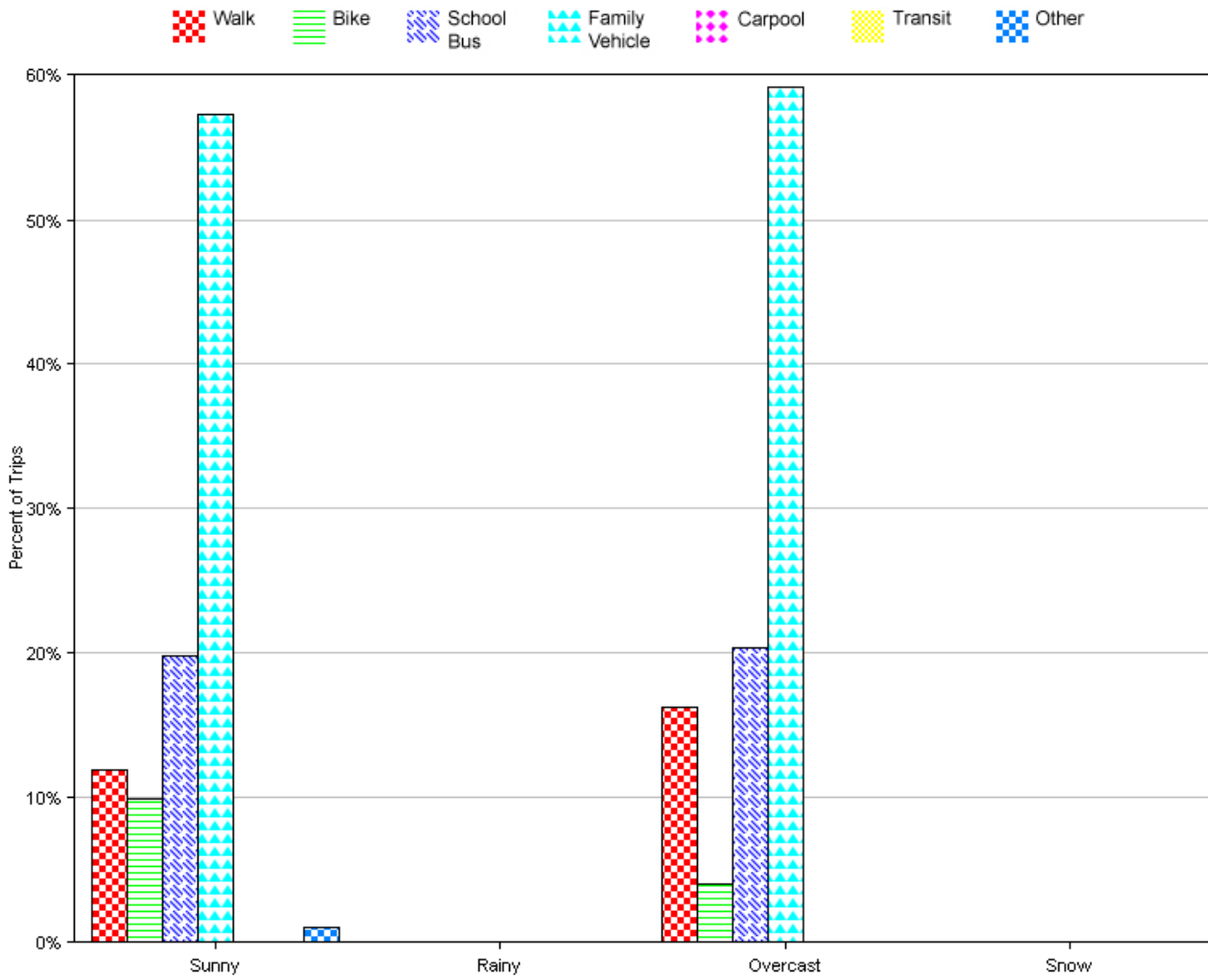


Morning and Afternoon Travel Mode Comparison by Day

	Number of Trips	Walk	Bike	School Bus	Family Vehicle	Carpool	Transit	Other
Tuesday AM	58	10%	7%	22%	59%	0%	0%	2%
Tuesday PM	56	14%	7%	11%	64%	2%	0%	2%
Wednesday AM	49	10%	12%	24%	53%	0%	0%	0%
Wednesday PM	49	12%	12%	22%	53%	0%	0%	0%
Thursday AM	59	8%	5%	22%	64%	0%	0%	0%
Thursday PM	60	7%	5%	23%	65%	0%	0%	0%

Percentages may not total 100% due to rounding.

Travel Mode by Weather Conditions



Travel Mode by Weather Condition

Weather Condition	Number of Trips	Walk	Bike	School Bus	Family Vehicle	Carpool	Transit	Other
Sunny	192	12%	10%	20%	57%	0%	0%	1%
Rainy	0	0%	0%	0%	0%	0%	0%	0%
Overcast	49	16%	4%	20%	59%	0%	0%	0%
Snow	0	0%	0%	0%	0%	0%	0%	0%

Percentages may not total 100% due to rounding.