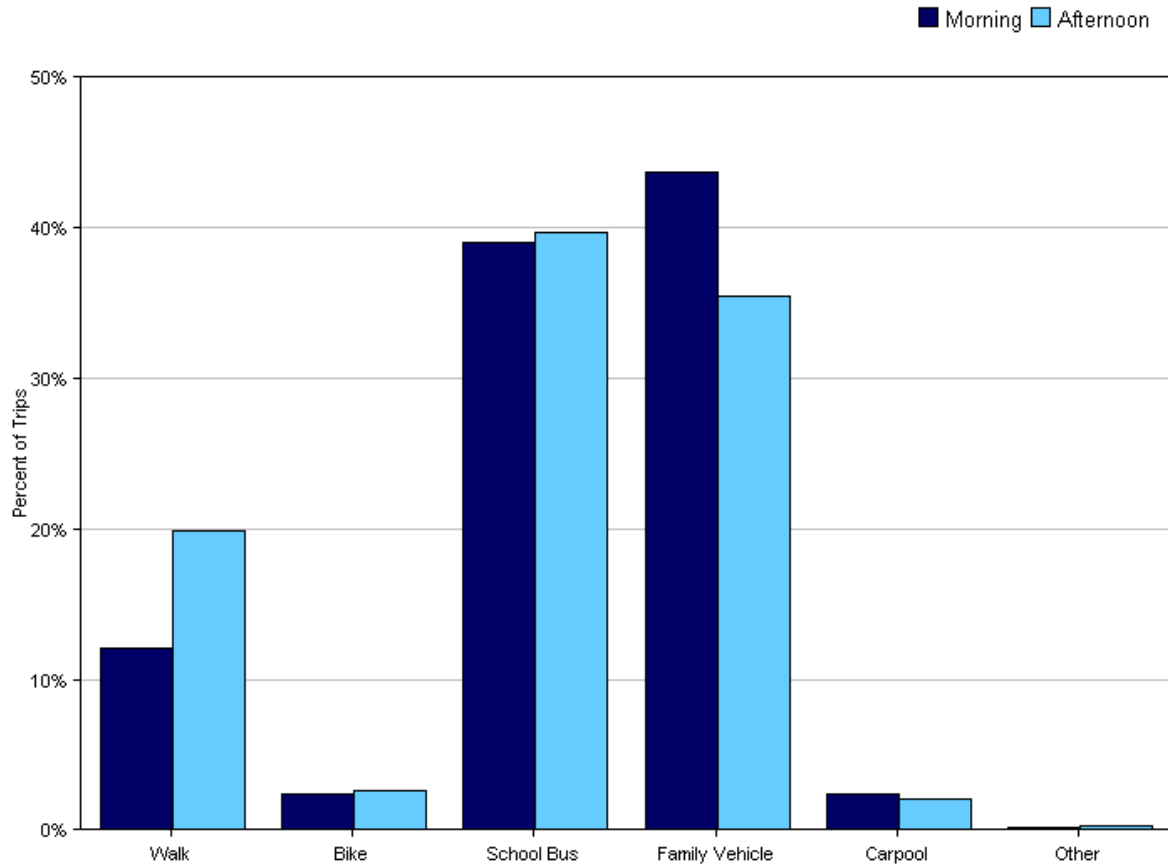


## Tally Report

<b>Program Name:</b>	Northeast Iowa Food and Fitness Initiative Safe Routes to School	<b>Month and Year Collected:</b>	May 2010
<b>School Name:</b>	Central School District	<b>Set ID:</b>	4792
<b>School Enrollment:</b>	490	<b>Date Report Generated:</b>	12/21/2010
<b>Enrollment within Grades Targeted by SRTS Program:</b>	210	<b>Number of Classrooms Included in Report:</b>	30
<b>Number of Classrooms in School:</b>	30		

### Morning and Afternoon Travel Mode Comparison

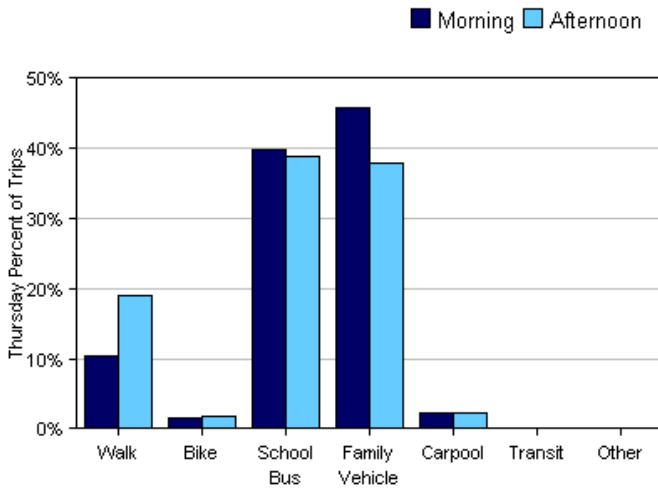
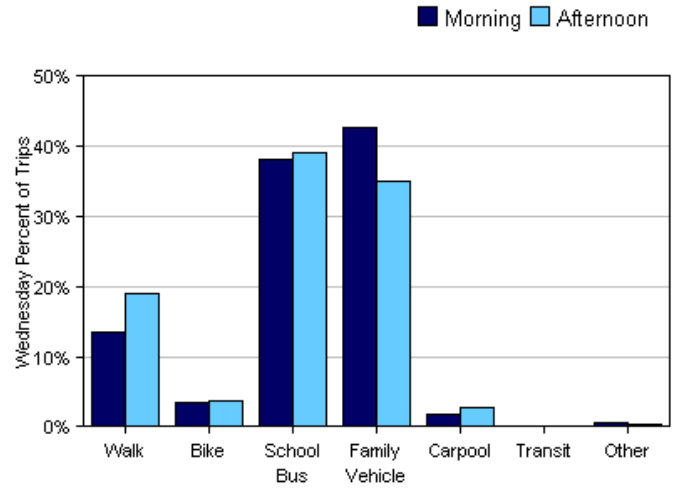
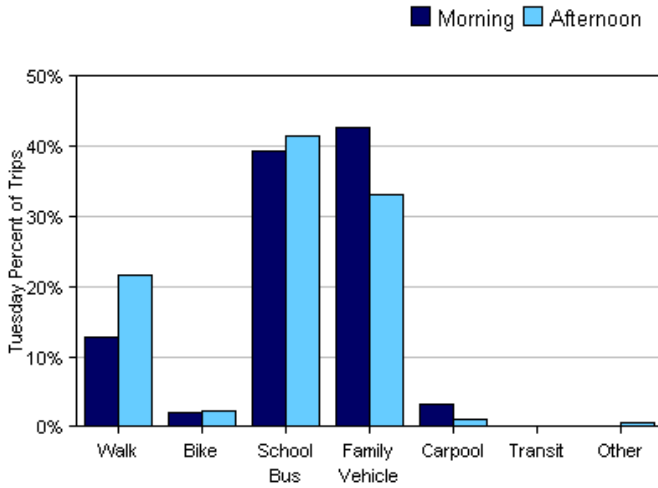


### Morning and Afternoon Travel Mode Comparison

	Number of Trips	Walk	Bike	School Bus	Family Vehicle	Carpool	Transit	Other
Morning	1113	12%	2%	39%	44%	2%	0%	0.2%
Afternoon	1002	20%	3%	40%	35%	2%	0%	0.3%

Percentages may not total 100% due to rounding.

### Morning and Afternoon Travel Mode Comparison by Day

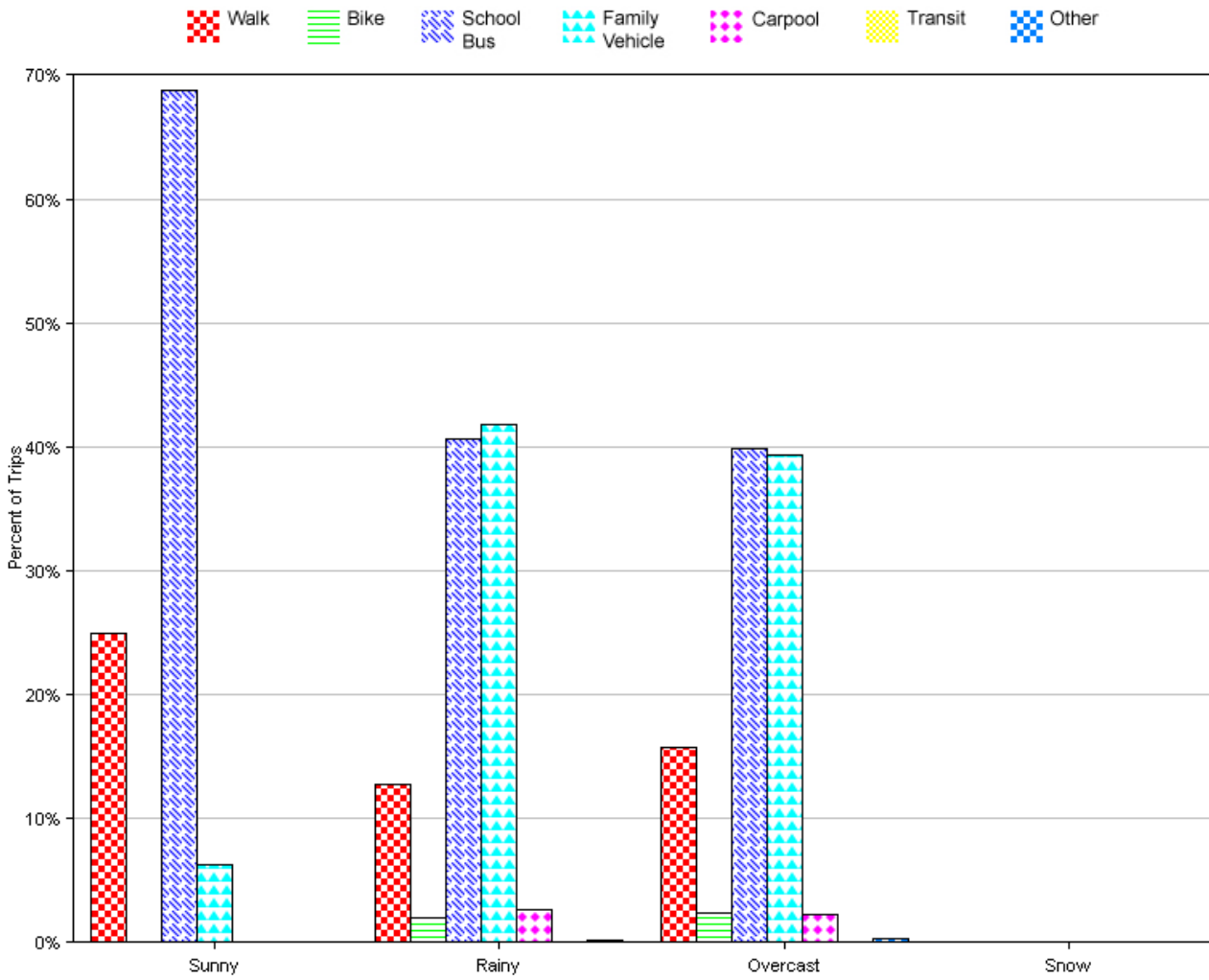


### Morning and Afternoon Travel Mode Comparison by Day

	Number of Trips	Walk	Bike	School Bus	Family Vehicle	Carpool	Transit	Other
Tuesday AM	331	13%	2%	39%	43%	3%	0%	0%
Tuesday PM	311	22%	2%	41%	33%	1.0%	0%	0.6%
Wednesday AM	403	13%	3%	38%	43%	2%	0%	0.5%
Wednesday PM	356	19%	4%	39%	35%	3%	0%	0.3%
Thursday AM	379	10%	2%	40%	46%	2%	0%	0%
Thursday PM	335	19%	2%	39%	38%	2%	0%	0%

Percentages may not total 100% due to rounding.

### Travel Mode by Weather Conditions



### Travel Mode by Weather Condition

Weather Condition	Number of Trips	Walk	Bike	School Bus	Family Vehicle	Carpool	Transit	Other
Sunny	16	25%	0%	69%	6%	0%	0%	0%
Rainy	601	13%	2%	41%	42%	3%	0%	0.2%
Overcast	1345	16%	2%	40%	39%	2%	0%	0.3%
Snow	0	0%	0%	0%	0%	0%	0%	0%

Percentages may not total 100% due to rounding.