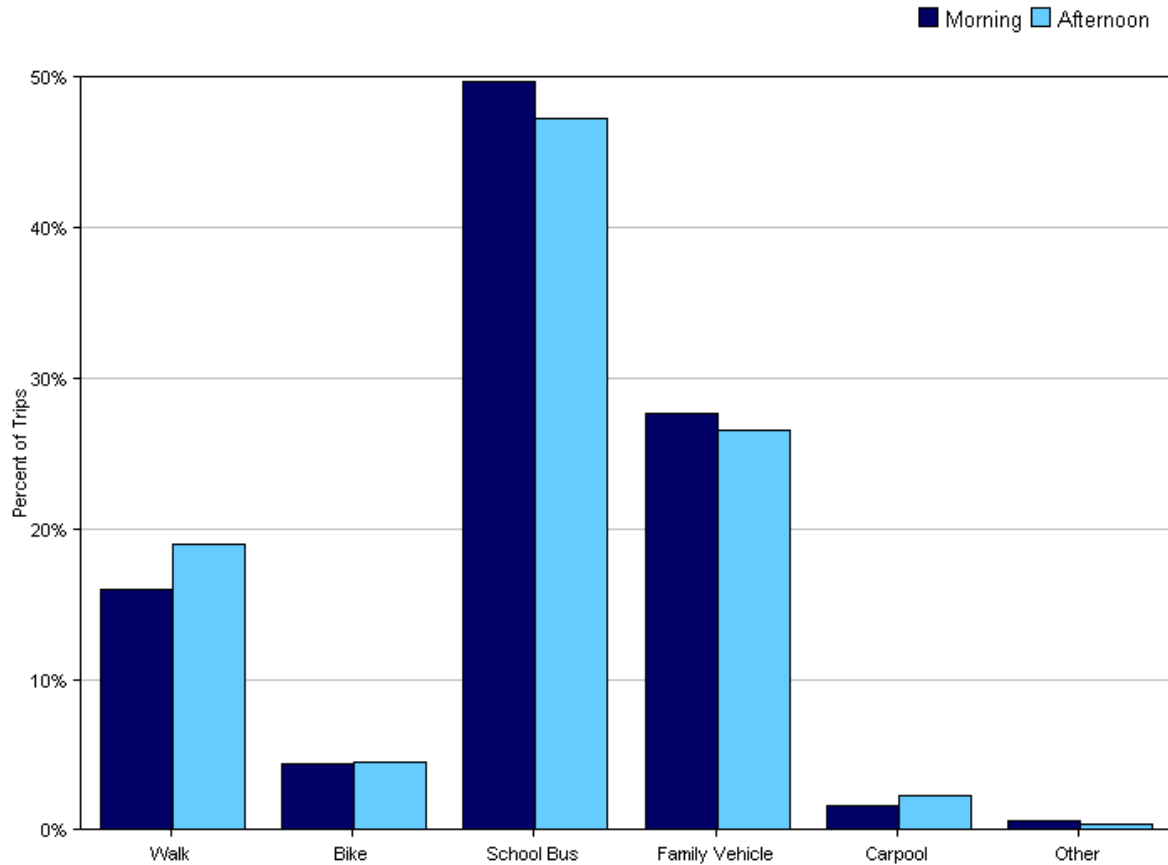


Tally Report

Program Name:	Northeast Iowa Food and Fitness Initiative Safe Routes to School	Month and Year Collected:	May 2011
School Name:	Central School District	Set ID:	7025
School Enrollment:	496	Date Report Generated:	08/11/2011
Enrollment within Grades Targeted by SRTS Program:	496	Number of Classrooms Included in Report:	16
Number of Classrooms in School:	18		

Morning and Afternoon Travel Mode Comparison

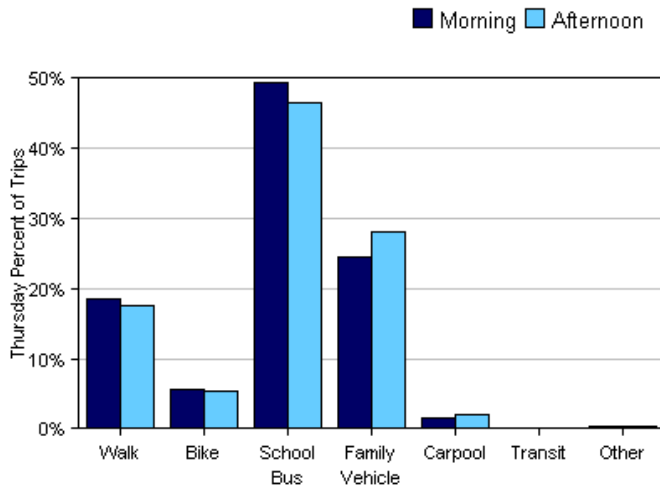
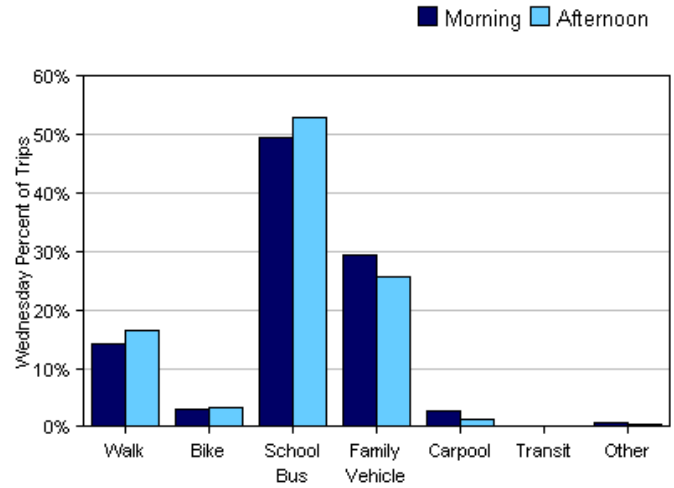
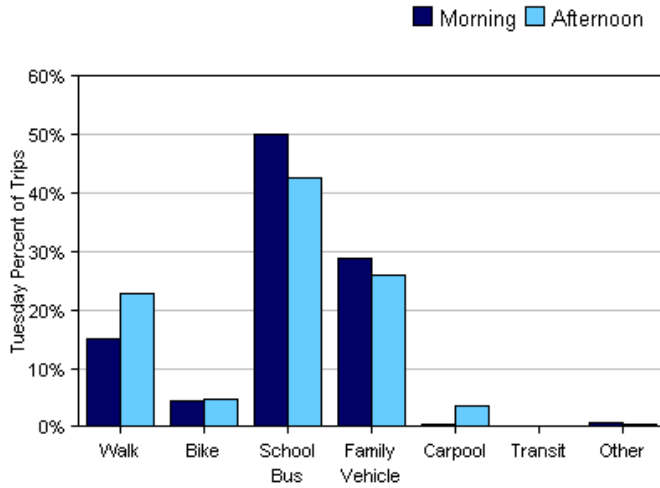


Morning and Afternoon Travel Mode Comparison

	Number of Trips	Walk	Bike	School Bus	Family Vehicle	Carpool	Transit	Other
Morning	766	16%	4%	50%	28%	2%	0%	0.7%
Afternoon	728	19%	5%	47%	27%	2%	0%	0.4%

Percentages may not total 100% due to rounding.

Morning and Afternoon Travel Mode Comparison by Day

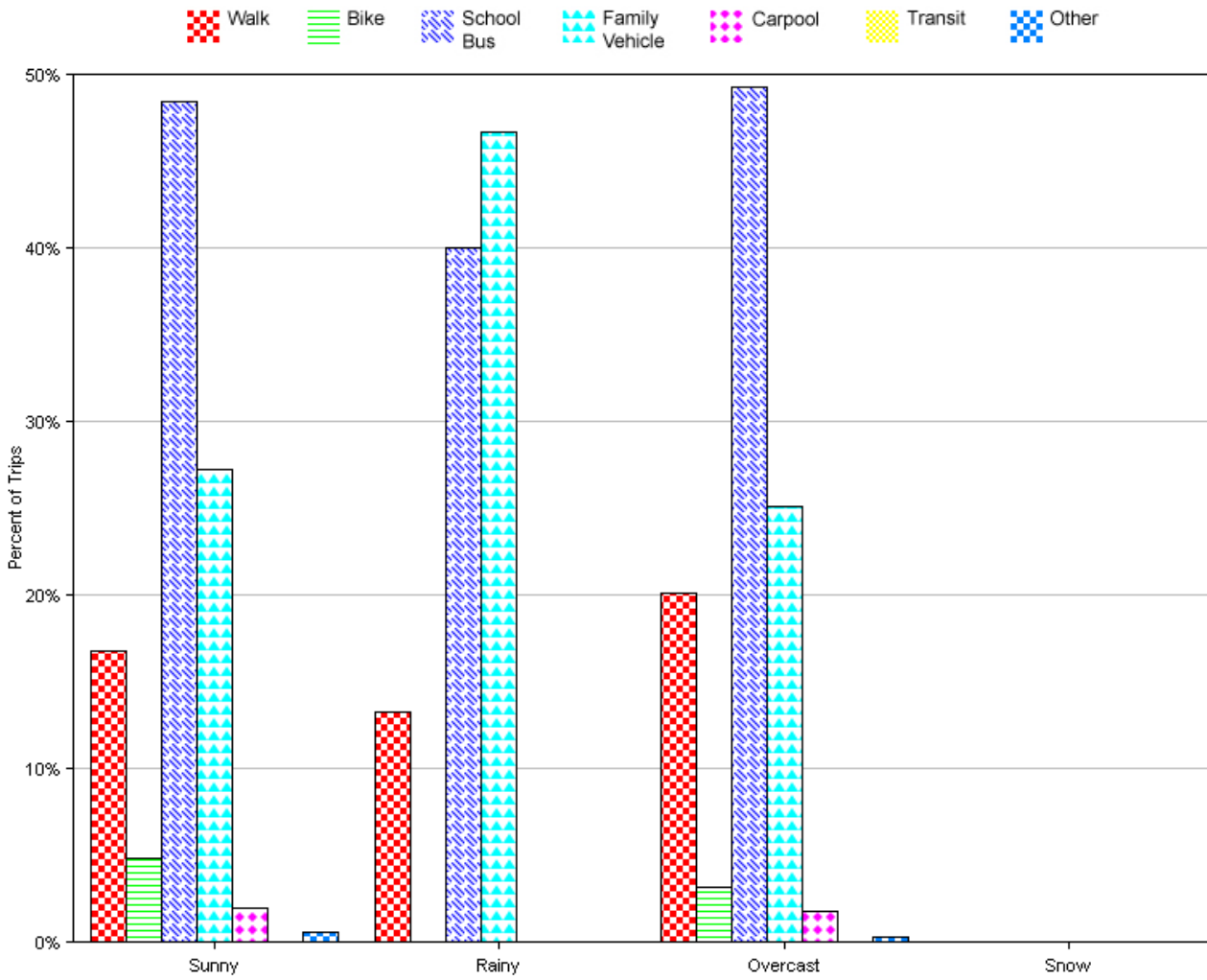


Morning and Afternoon Travel Mode Comparison by Day

	Number of Trips	Walk	Bike	School Bus	Family Vehicle	Carpool	Transit	Other
Tuesday AM	263	15%	5%	50%	29%	0.4%	0%	0.8%
Tuesday PM	251	23%	5%	43%	26%	4%	0%	0.4%
Wednesday AM	254	14%	3%	50%	30%	3%	0%	0.8%
Wednesday PM	238	16%	3%	53%	26%	1%	0%	0.4%
Thursday AM	249	18%	6%	49%	24%	2%	0%	0.4%
Thursday PM	239	18%	5%	46%	28%	2%	0%	0.4%

Percentages may not total 100% due to rounding.

Travel Mode by Weather Conditions



Travel Mode by Weather Condition

Weather Condition	Number of Trips	Walk	Bike	School Bus	Family Vehicle	Carpool	Transit	Other
Sunny	1201	17%	5%	48%	27%	2%	0%	0.6%
Rainy	15	13%	0%	40%	47%	0%	0%	0%
Overcast	278	20%	3%	49%	25%	2%	0%	0.4%
Snow	0	0%	0%	0%	0%	0%	0%	0%

Percentages may not total 100% due to rounding.