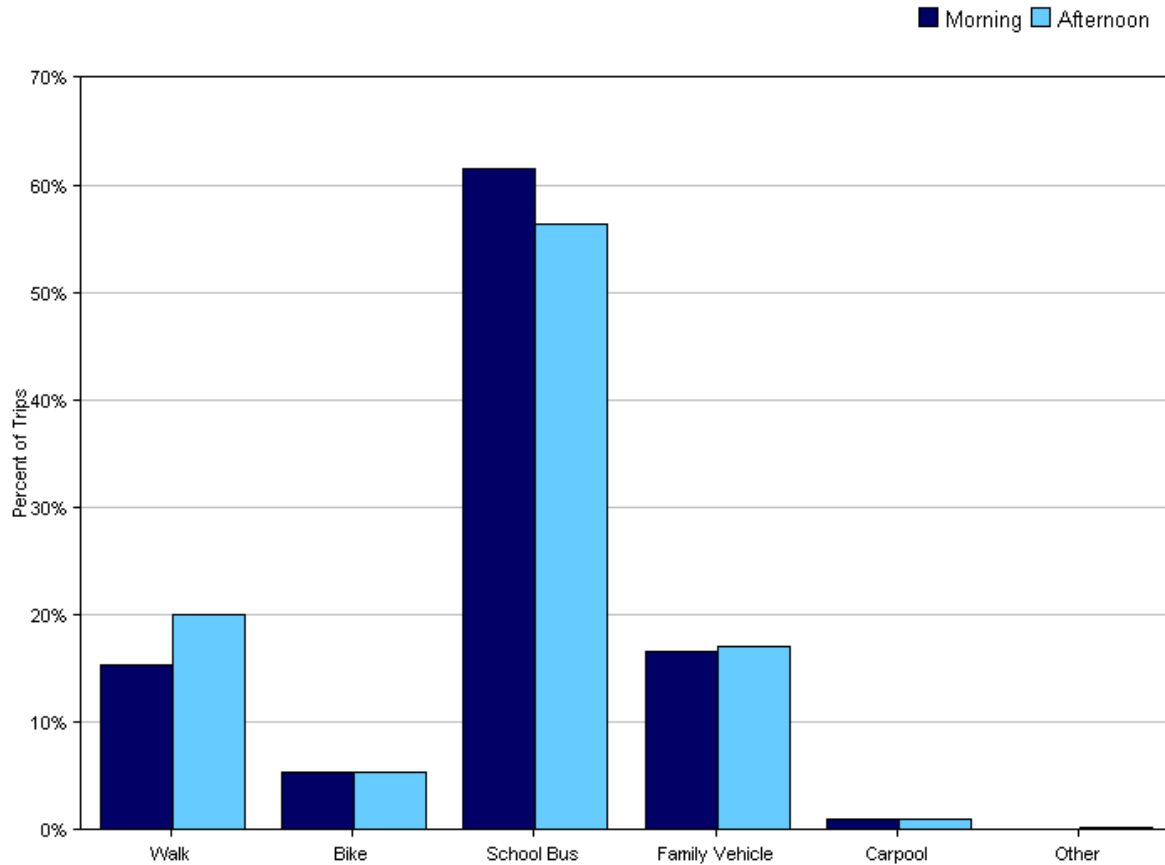


## Tally Report

<b>Program Name:</b>	Northeast Iowa Food and Fitness Initiative Safe Routes to School	<b>Month and Year Collected:</b>	May 2010
<b>School Name:</b>	South Winneshiek Elementary and Middle School	<b>Set ID:</b>	4795
<b>School Enrollment:</b>	366	<b>Date Report Generated:</b>	12/21/2010
<b>Enrollment within Grades Targeted by SRTS Program:</b>	276	<b>Number of Classrooms Included in Report:</b>	15
<b>Number of Classrooms in School:</b>	15		

### Morning and Afternoon Travel Mode Comparison

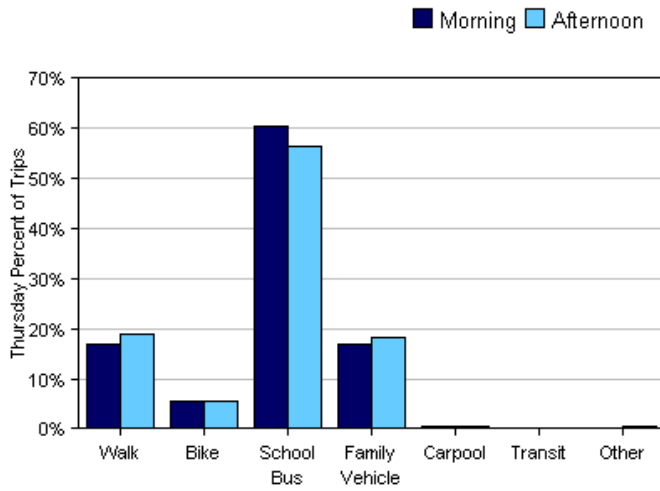
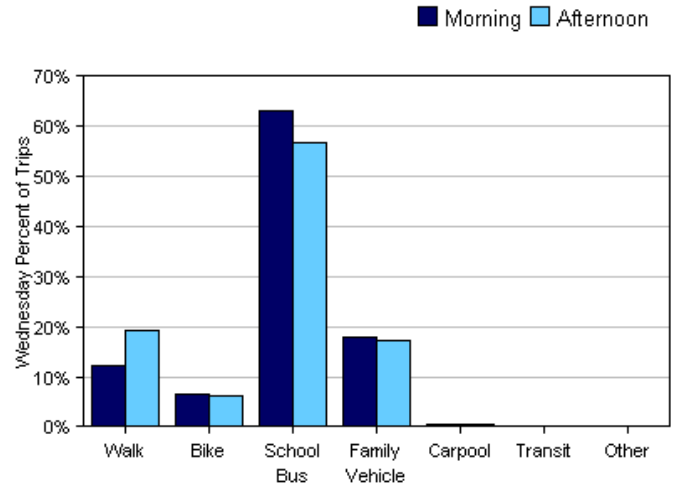
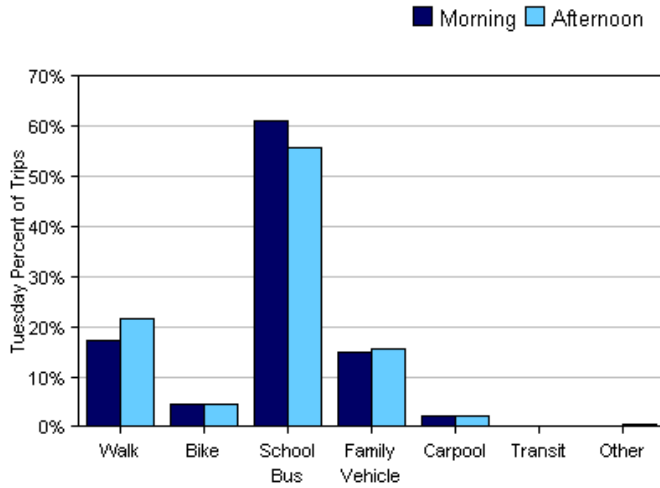


### Morning and Afternoon Travel Mode Comparison

	Number of Trips	Walk	Bike	School Bus	Family Vehicle	Carpool	Transit	Other
Morning	830	15%	5%	62%	17%	1.0%	0%	0%
Afternoon	839	20%	5%	56%	17%	1.0%	0%	0.2%

Percentages may not total 100% due to rounding.

### Morning and Afternoon Travel Mode Comparison by Day

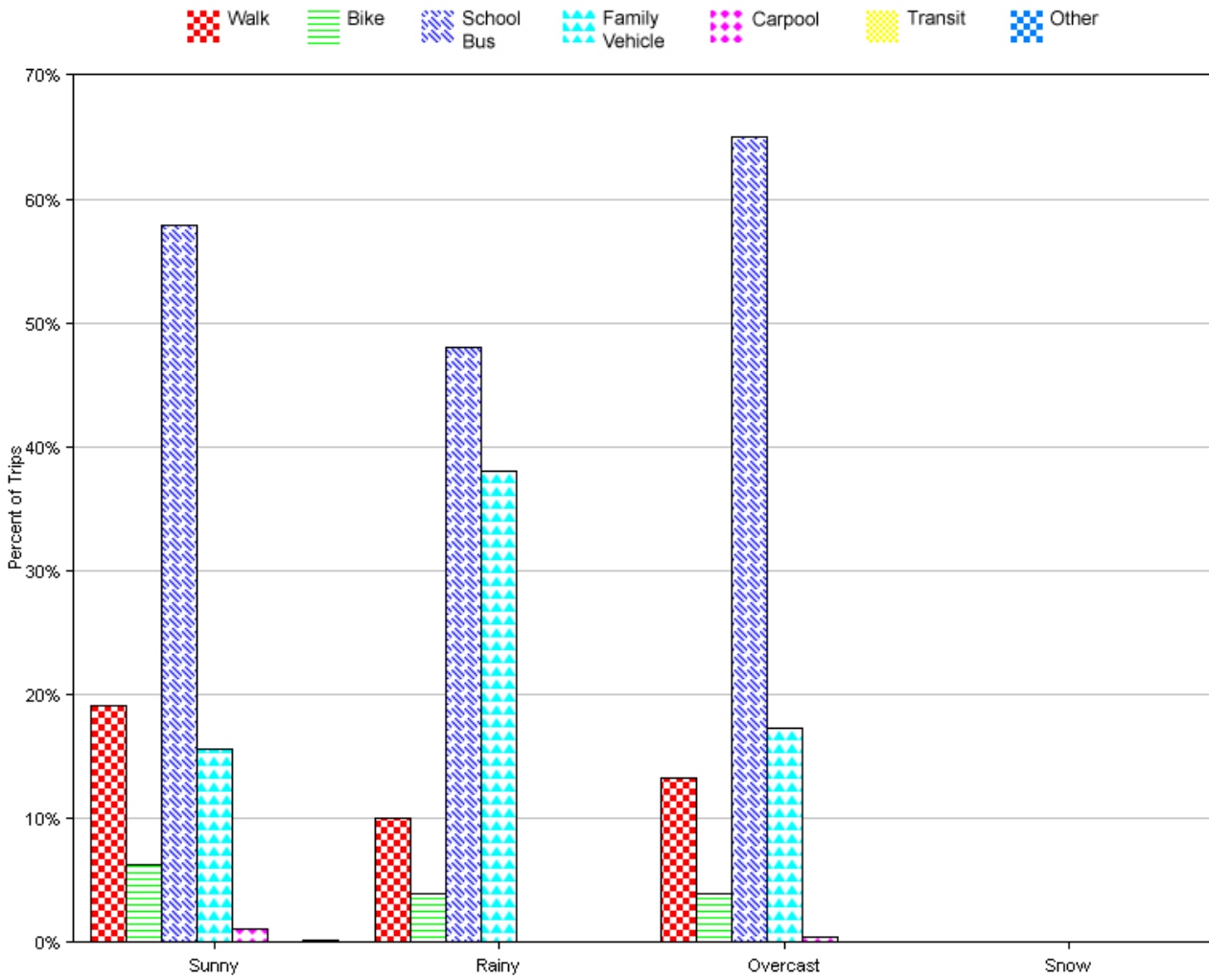


### Morning and Afternoon Travel Mode Comparison by Day

	Number of Trips	Walk	Bike	School Bus	Family Vehicle	Carpool	Transit	Other
Tuesday AM	273	17%	4%	61%	15%	2%	0%	0%
Tuesday PM	272	22%	4%	56%	15%	2%	0%	0.4%
Wednesday AM	280	12%	6%	63%	18%	0.4%	0%	0%
Wednesday PM	289	19%	6%	57%	17%	0.3%	0%	0%
Thursday AM	277	17%	5%	60%	17%	0.4%	0%	0%
Thursday PM	278	19%	5%	56%	18%	0.4%	0%	0.4%

Percentages may not total 100% due to rounding.

### Travel Mode by Weather Conditions



### Travel Mode by Weather Condition

Weather Condition	Number of Trips	Walk	Bike	School Bus	Family Vehicle	Carpool	Transit	Other
Sunny	1237	19%	6%	58%	16%	1%	0%	0.2%
Rainy	50	10%	4%	48%	38%	0%	0%	0%
Overcast	226	13%	4%	65%	17%	0.4%	0%	0%
Snow	0	0%	0%	0%	0%	0%	0%	0%

Percentages may not total 100% due to rounding.