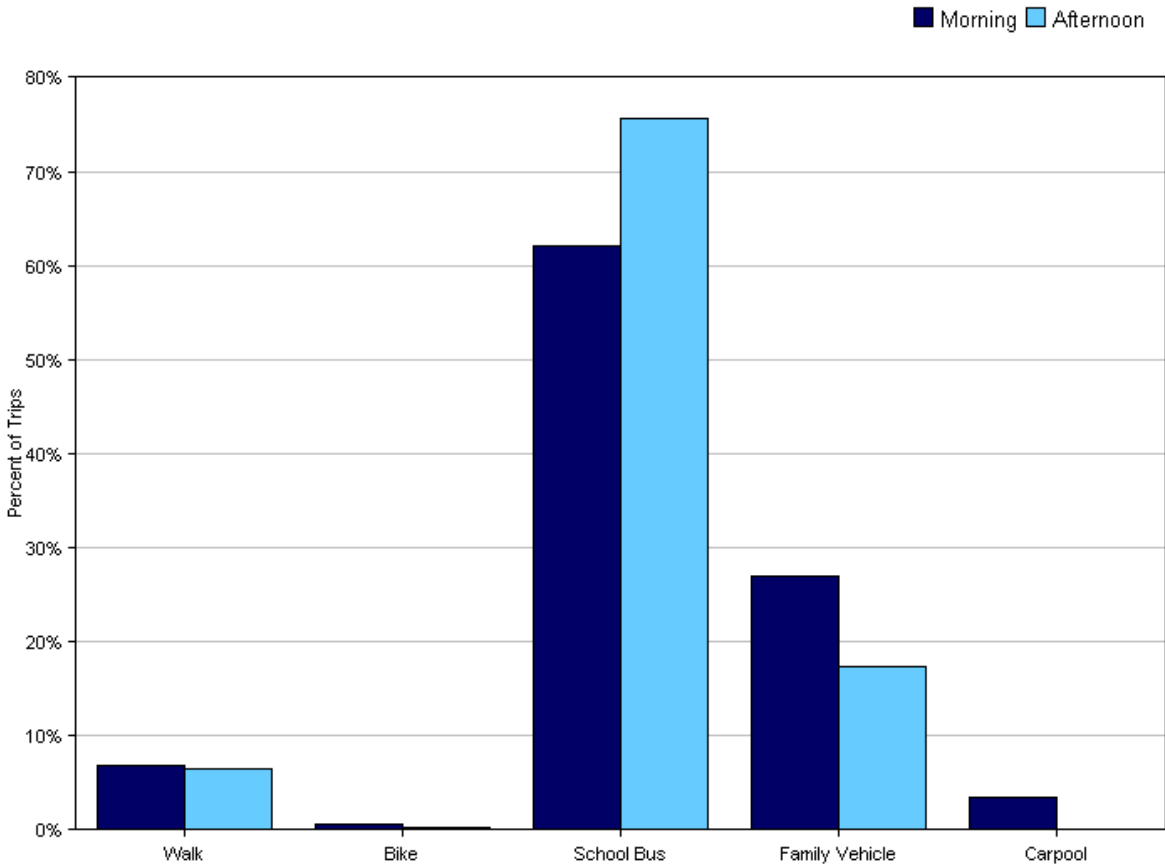


## Tally Report

<b>Program Name:</b>	Northeast Iowa Food and Fitness Initiative Safe Routes to School	<b>Month and Year Collected:</b>	May 2011
<b>School Name:</b>	John Cline (Decorah)	<b>Set ID:</b>	7020
<b>School Enrollment:</b>	343	<b>Date Report Generated:</b>	08/11/2011
<b>Enrollment within Grades Targeted by SRTS Program:</b>	336	<b>Number of Classrooms Included in Report:</b>	15
<b>Number of Classrooms in School:</b>	16		

### Morning and Afternoon Travel Mode Comparison

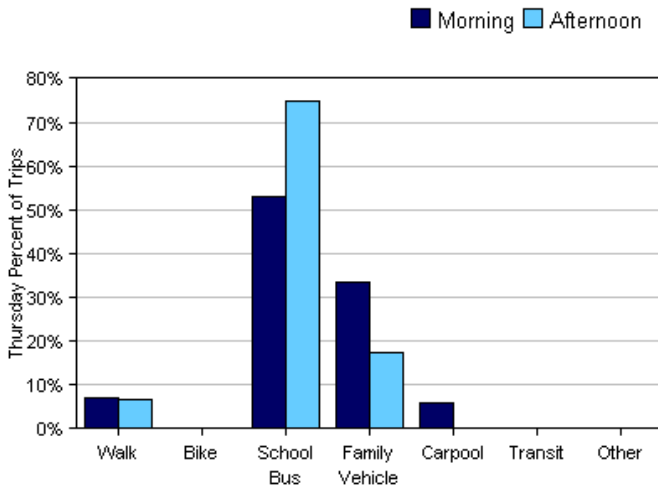
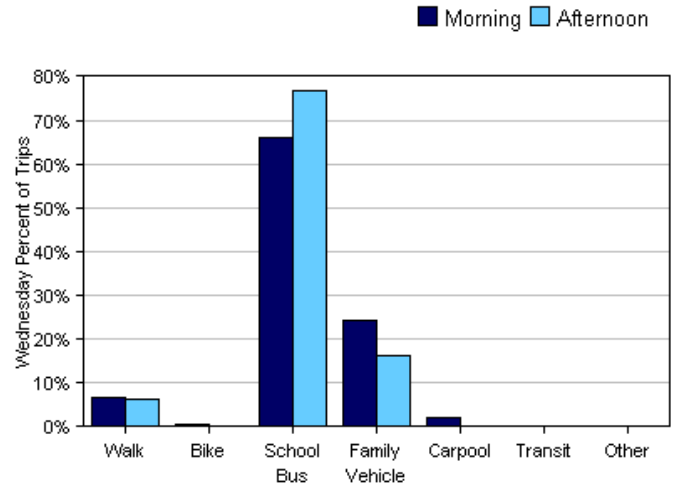
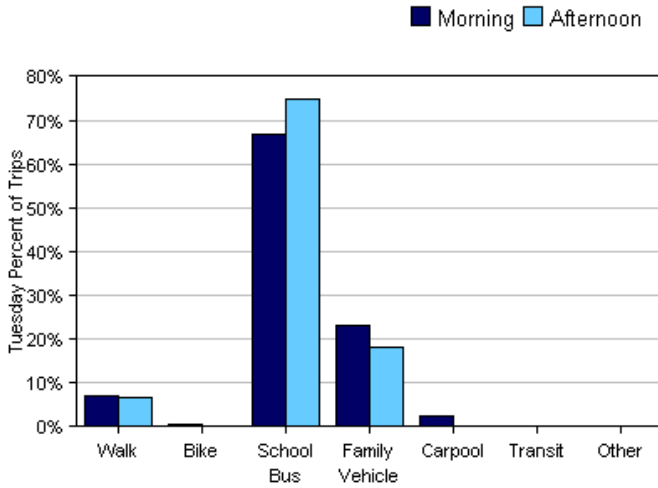


### Morning and Afternoon Travel Mode Comparison

	Number of Trips	Walk	Bike	School Bus	Family Vehicle	Carpool	Transit	Other
Morning	867	7%	0.6%	62%	27%	3%	0%	0%
Afternoon	857	7%	0.4%	76%	17%	0.1%	0%	0%

Percentages may not total 100% due to rounding.

### Morning and Afternoon Travel Mode Comparison by Day

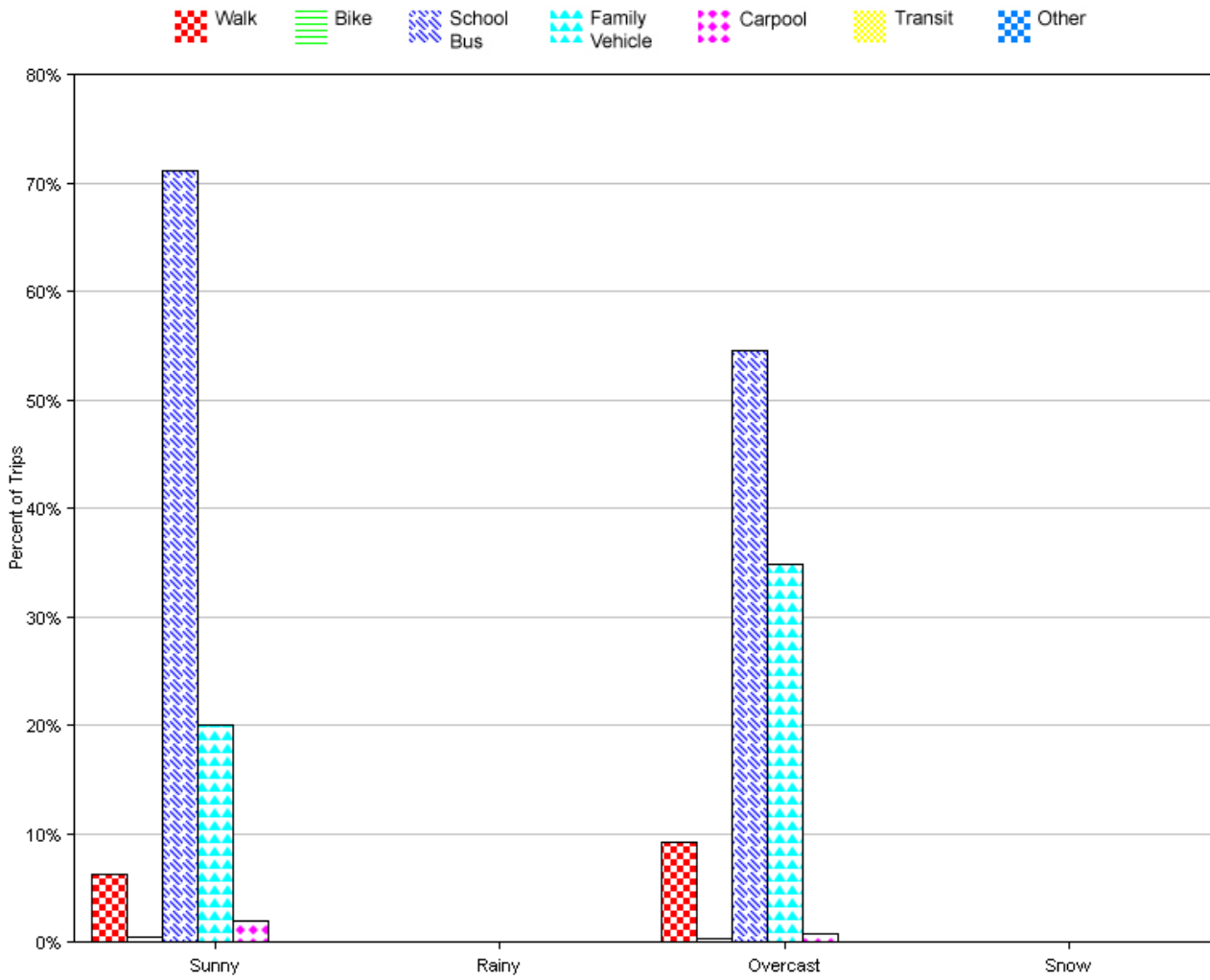


### Morning and Afternoon Travel Mode Comparison by Day

	Number of Trips	Walk	Bike	School Bus	Family Vehicle	Carpool	Transit	Other
Tuesday AM	291	7%	0.7%	67%	23%	2%	0%	0%
Tuesday PM	287	7%	0.3%	75%	18%	0%	0%	0%
Wednesday AM	290	7%	0.7%	66%	24%	2%	0%	0%
Wednesday PM	286	6%	0.3%	77%	16%	0%	0%	0%
Thursday AM	286	7%	0.3%	53%	34%	6%	0%	0%
Thursday PM	284	7%	0.4%	75%	18%	0.4%	0%	0%

Percentages may not total 100% due to rounding.

### Travel Mode by Weather Conditions



### Travel Mode by Weather Condition

Weather Condition	Number of Trips	Walk	Bike	School Bus	Family Vehicle	Carpool	Transit	Other
Sunny	1477	6%	0.5%	71%	20%	2%	0%	0%
Rainy	0	0%	0%	0%	0%	0%	0%	0%
Overcast	247	9%	0.4%	55%	35%	0.8%	0%	0%
Snow	0	0%	0%	0%	0%	0%	0%	0%

Percentages may not total 100% due to rounding.