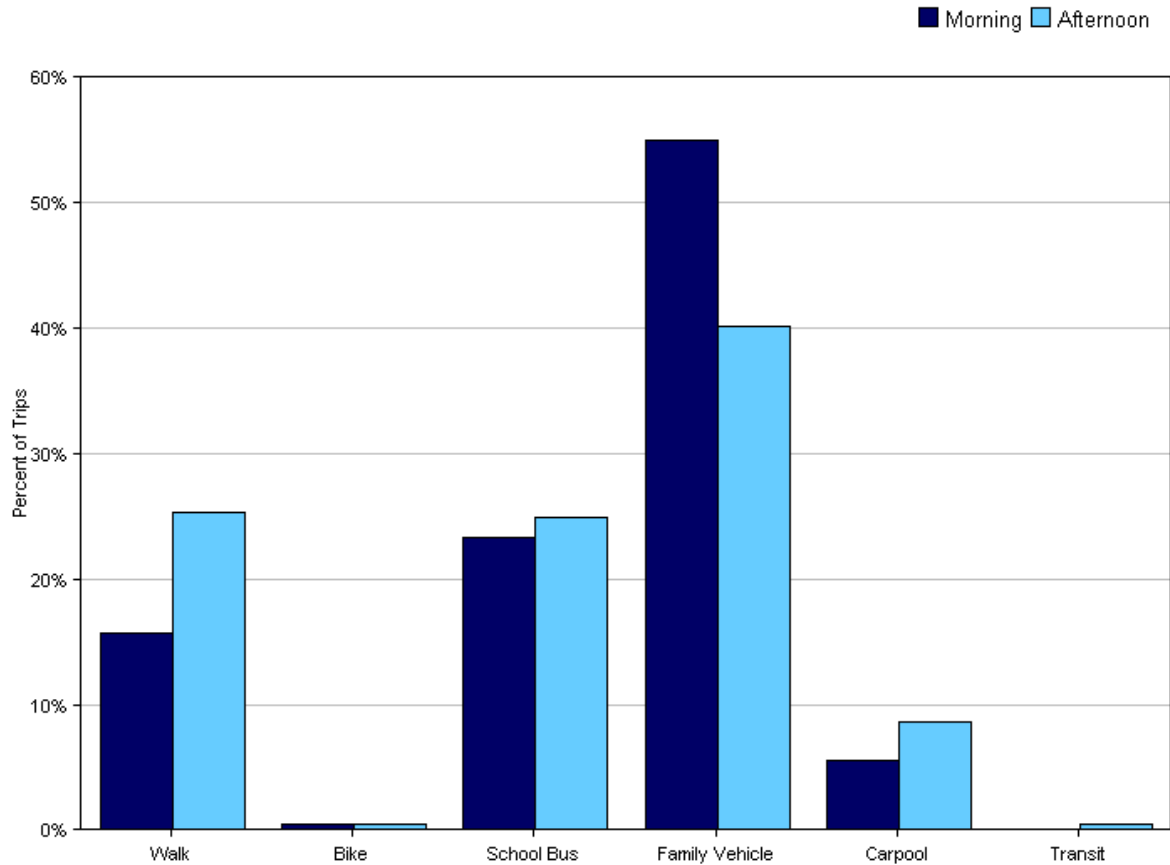


Tally Report

Program Name:	Northeast Iowa Food and Fitness Initiative Safe Routes to School	Month and Year Collected:	April 2011
School Name:	St. Joseph's Community School	Set ID:	7024
School Enrollment:	138	Date Report Generated:	08/11/2011
Enrollment within Grades Targeted by SRTS Program:	138	Number of Classrooms Included in Report:	9
Number of Classrooms in School:	9		

Morning and Afternoon Travel Mode Comparison

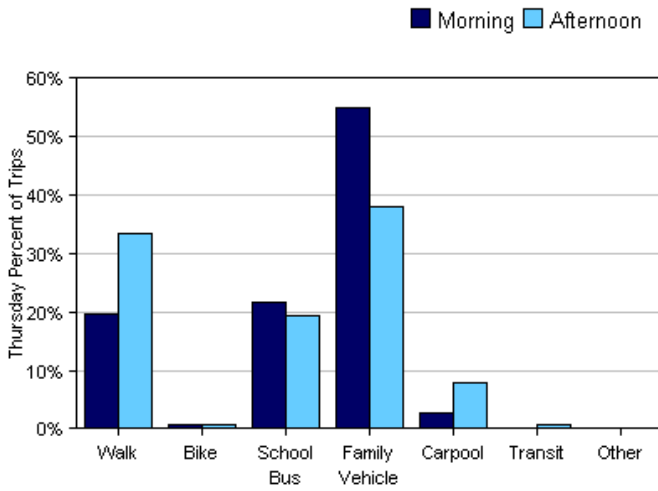
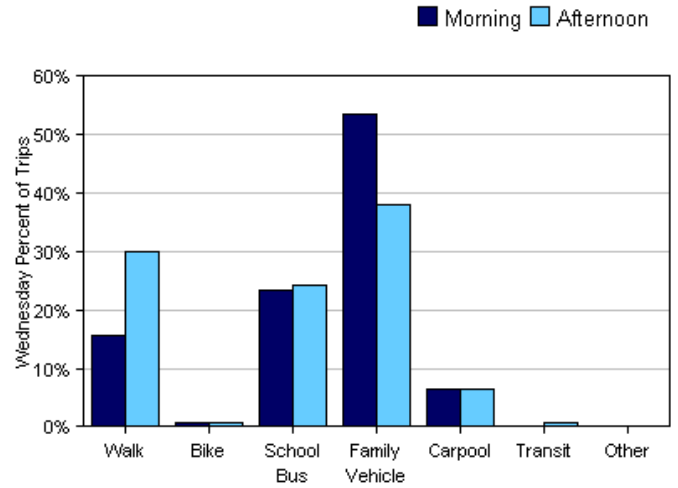
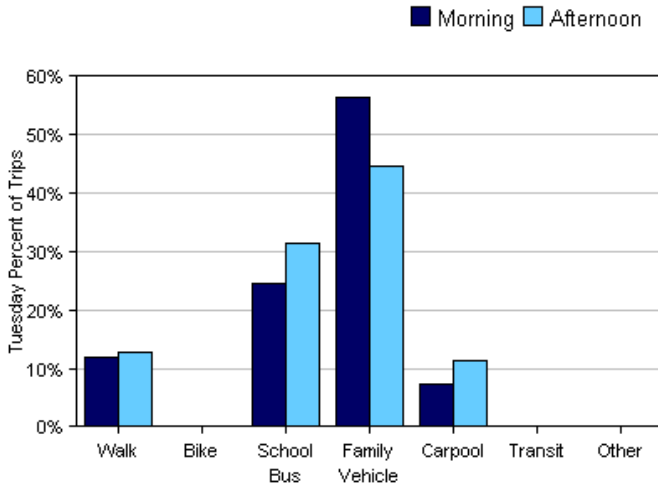


Morning and Afternoon Travel Mode Comparison

	Number of Trips	Walk	Bike	School Bus	Family Vehicle	Carpool	Transit	Other
Morning	451	16%	0.4%	23%	55%	6%	0%	0%
Afternoon	453	25%	0.4%	25%	40%	9%	0.4%	0%

Percentages may not total 100% due to rounding.

Morning and Afternoon Travel Mode Comparison by Day

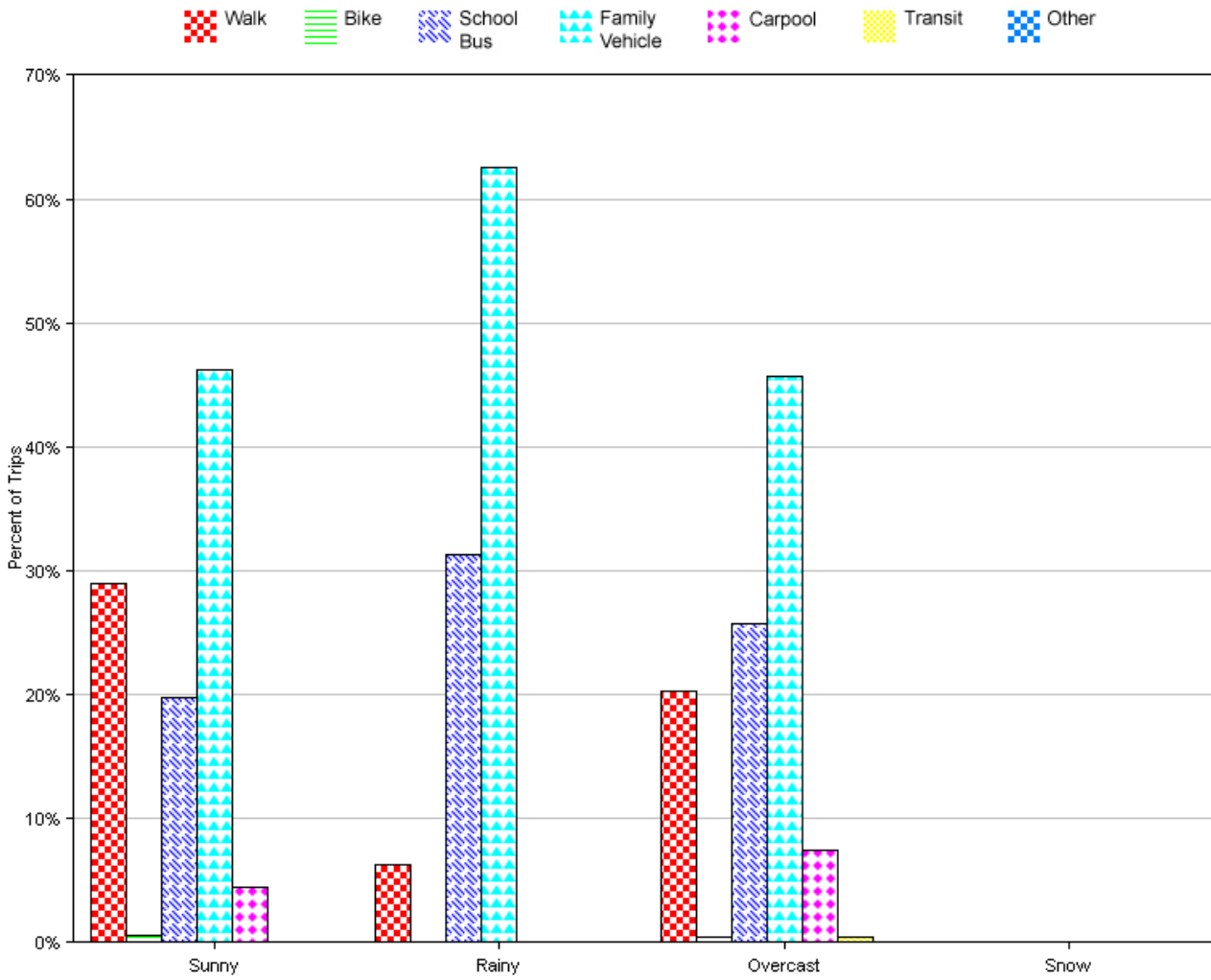


Morning and Afternoon Travel Mode Comparison by Day

	Number of Trips	Walk	Bike	School Bus	Family Vehicle	Carpool	Transit	Other
Tuesday AM	151	12%	0%	25%	56%	7%	0%	0%
Tuesday PM	150	13%	0%	31%	45%	11%	0%	0%
Wednesday AM	153	16%	0.7%	24%	54%	7%	0%	0%
Wednesday PM	153	30%	0.7%	24%	38%	7%	0.7%	0%
Thursday AM	147	20%	0.7%	22%	55%	3%	0%	0%
Thursday PM	150	33%	0.7%	19%	38%	8%	0.7%	0%

Percentages may not total 100% due to rounding.

Travel Mode by Weather Conditions



Travel Mode by Weather Condition

Weather Condition	Number of Trips	Walk	Bike	School Bus	Family Vehicle	Carpool	Transit	Other
Sunny	314	29%	0.6%	20%	46%	4%	0%	0%
Rainy	16	6%	0%	31%	63%	0%	0%	0%
Overcast	256	20%	0.4%	26%	46%	7%	0.4%	0%
Snow	0	0%	0%	0%	0%	0%	0%	0%

Percentages may not total 100% due to rounding.