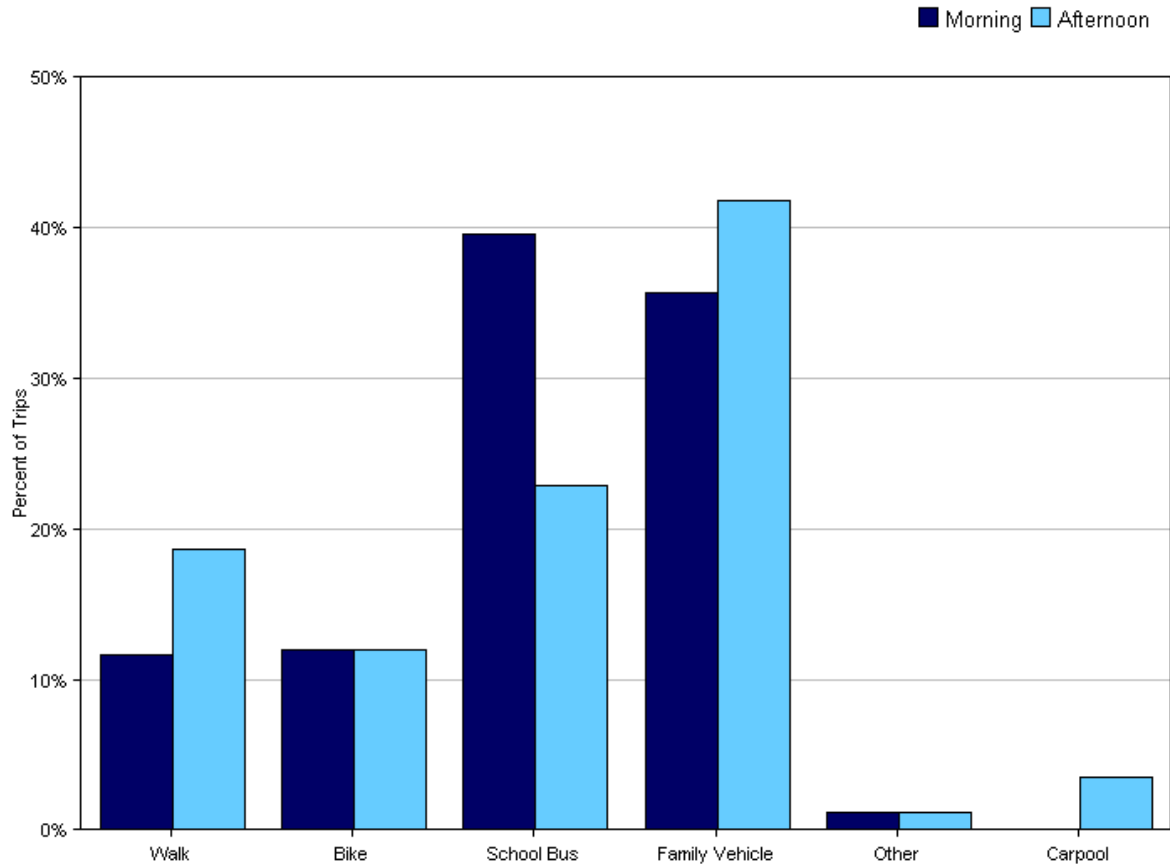


## Tally Report

<b>Program Name:</b>	Northeast Iowa Food and Fitness Initiative Safe Routes to School	<b>Month and Year Collected:</b>	May 2010
<b>School Name:</b>	DeSales School	<b>Set ID:</b>	4796
<b>School Enrollment:</b>	87	<b>Date Report Generated:</b>	12/21/2010
<b>Enrollment within Grades Targeted by SRTS Program:</b>	87	<b>Number of Classrooms Included in Report:</b>	9
<b>Number of Classrooms in School:</b>	9		

### Morning and Afternoon Travel Mode Comparison

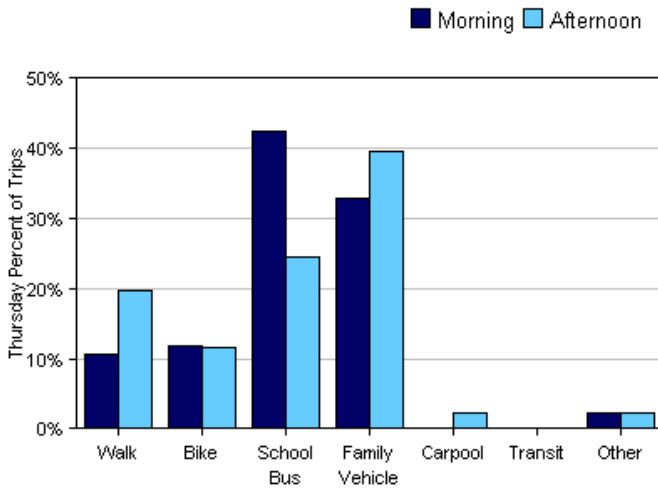
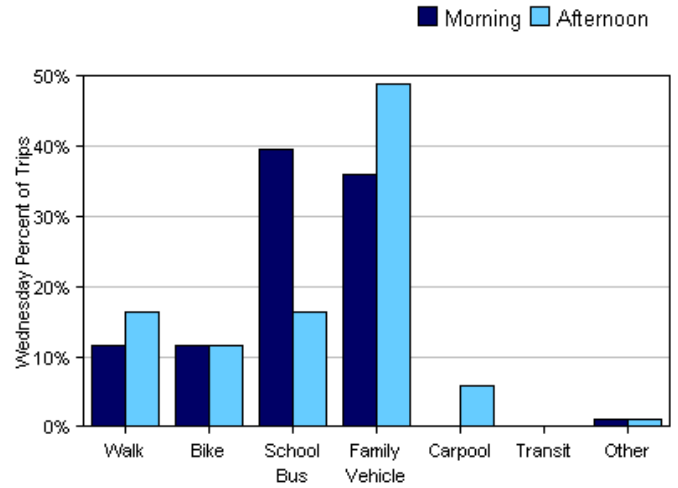
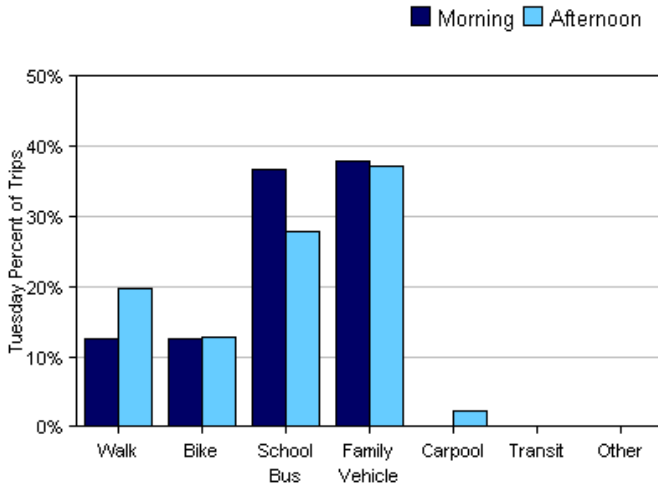


### Morning and Afternoon Travel Mode Comparison

	Number of Trips	Walk	Bike	School Bus	Family Vehicle	Carpool	Transit	Other
Morning	258	12%	12%	40%	36%	0%	0%	1%
Afternoon	258	19%	12%	23%	42%	3%	0%	1%

Percentages may not total 100% due to rounding.

### Morning and Afternoon Travel Mode Comparison by Day

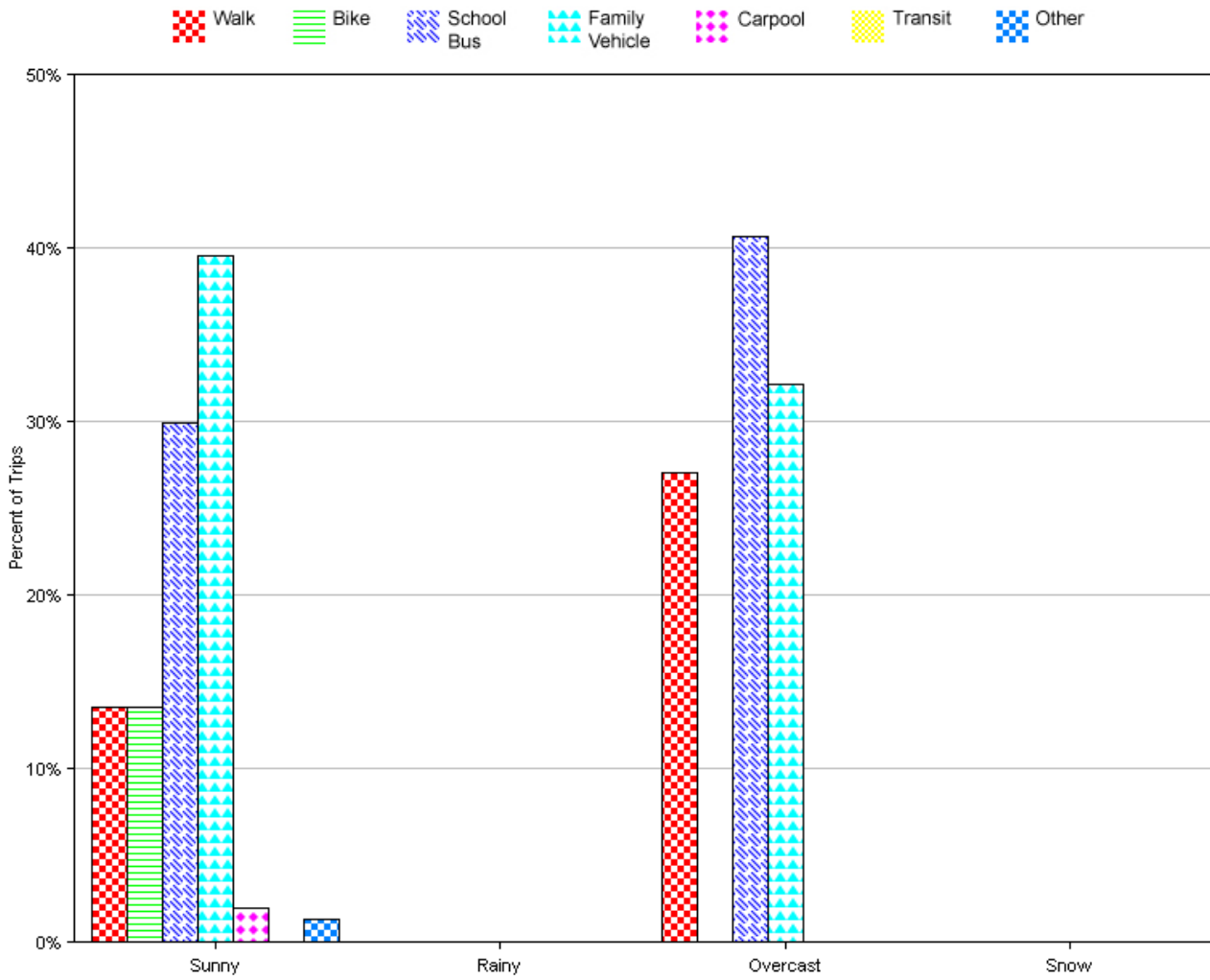


### Morning and Afternoon Travel Mode Comparison by Day

	Number of Trips	Walk	Bike	School Bus	Family Vehicle	Carpool	Transit	Other
Tuesday AM	87	13%	13%	37%	38%	0%	0%	0%
Tuesday PM	86	20%	13%	28%	37%	2%	0%	0%
Wednesday AM	86	12%	12%	40%	36%	0%	0%	1%
Wednesday PM	86	16%	12%	16%	49%	6%	0%	1%
Thursday AM	85	11%	12%	42%	33%	0%	0%	2%
Thursday PM	86	20%	12%	24%	40%	2%	0%	2%

Percentages may not total 100% due to rounding.

### Travel Mode by Weather Conditions



### Travel Mode by Weather Condition

Weather Condition	Number of Trips	Walk	Bike	School Bus	Family Vehicle	Carpool	Transit	Other
Sunny	457	14%	14%	30%	40%	2%	0%	1%
Rainy	0	0%	0%	0%	0%	0%	0%	0%
Overcast	59	27%	0%	41%	32%	0%	0%	0%
Snow	0	0%	0%	0%	0%	0%	0%	0%

Percentages may not total 100% due to rounding.